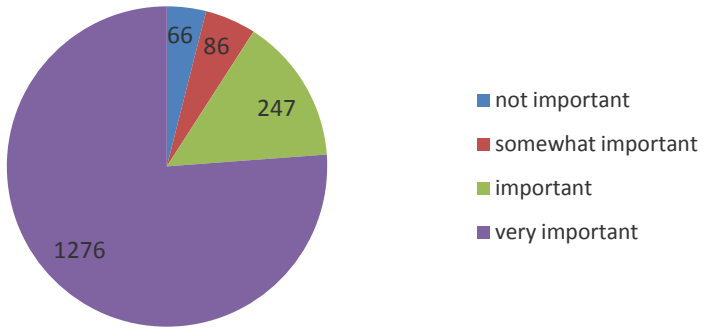
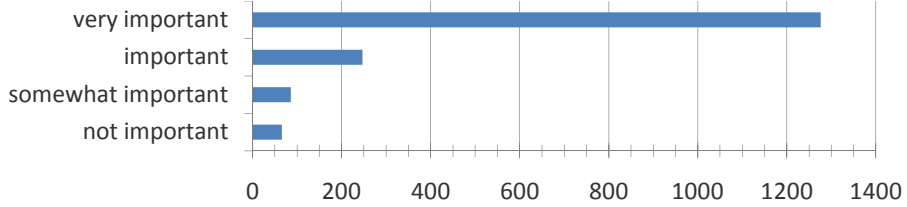


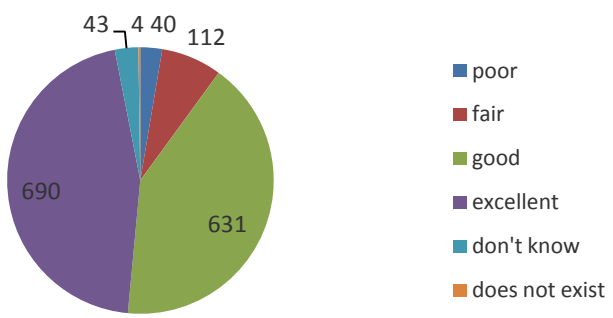
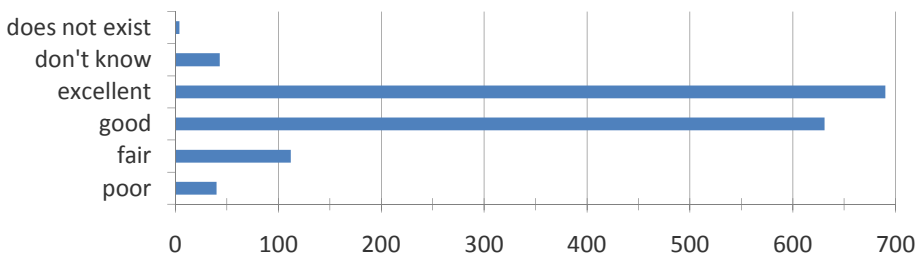
St. Gregory the Great Parish Survey Results

1. Our parish Masses are prayerful, reverent and spiritual.

Importance to you	not important	somewhat important	important	very important	Response Count
	66	86	247	1276	1675
	3.9%	5.1%	14.7%	76.2%	



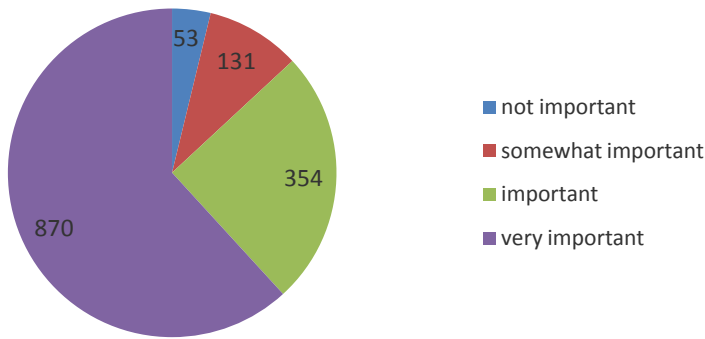
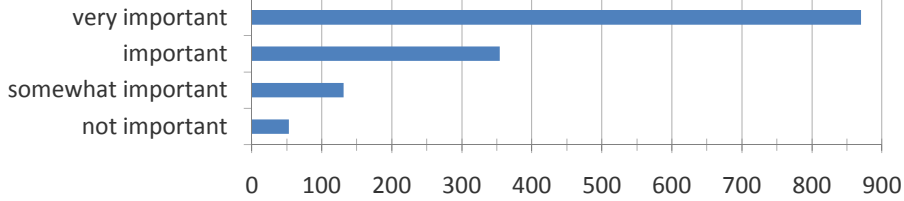
Quality as you see it in this parish	poor	fair	good	excellent	don't know	does not exist	Response Count
	40	112	631	690	43	4	1520
	2.6%	7.4%	41.5%	45.4%	2.8%	0.3%	



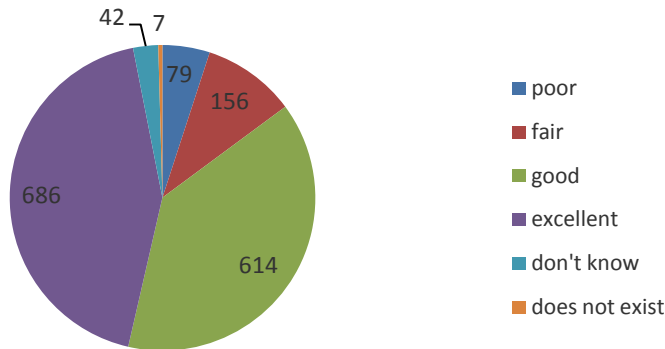
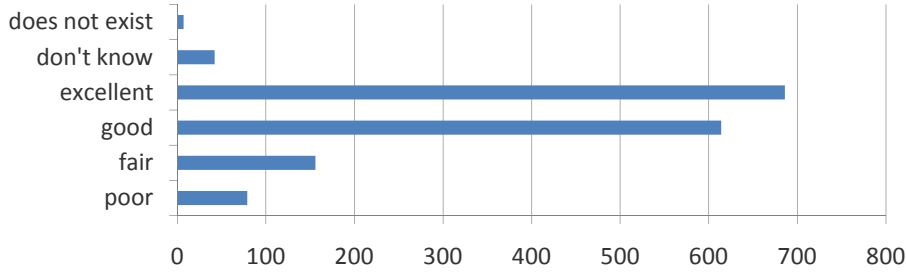
St. Gregory the Great Parish Survey Results

2. At Mass there is strong parish participation (singing, responding to prayers, etc.)

Importance to you	not important	somewhat important	important	very important	Response Count
	53	131	354	870	1408
	3.8%	9.3%	25.1%	61.8%	



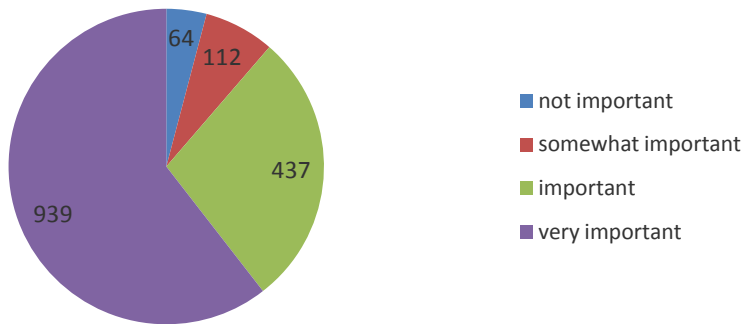
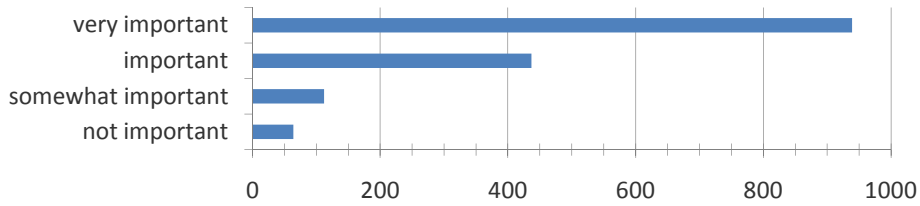
Quality as you see it in this parish	poor	fair	good	excellent	don't know	does not exist	Response Count
	79	156	614	686	42	7	1584
	5.0%	9.8%	38.8%	43.3%	2.7%	0.4%	



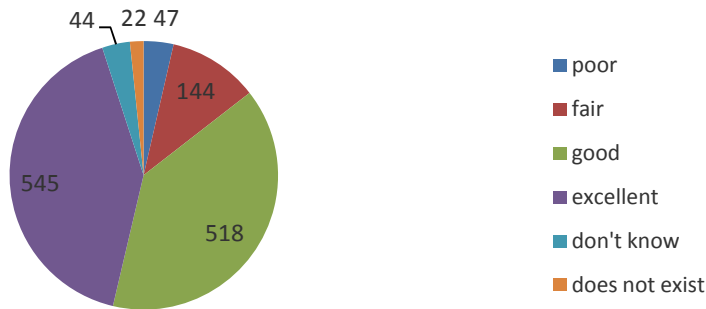
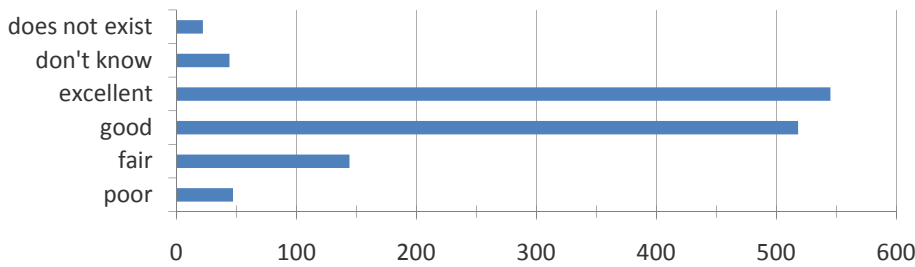
St. Gregory the Great Parish Survey Results

3. At Mass our cantors, choirs and musicians provide inspiring song.

Importance to you	not important	somewhat important	important	very important	Response Count
	64	112	437	939	1552
	4.1%	7.2%	28.2%	60.5%	



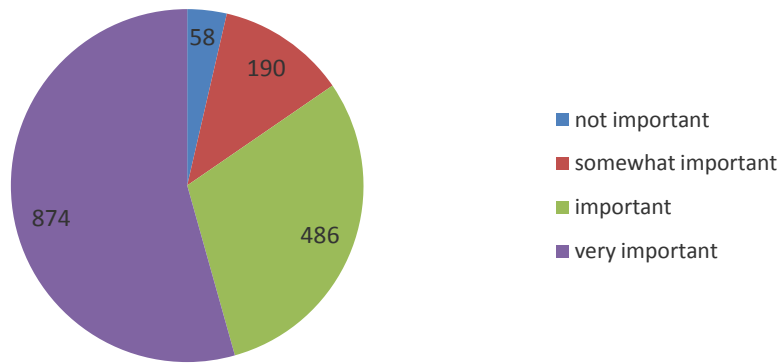
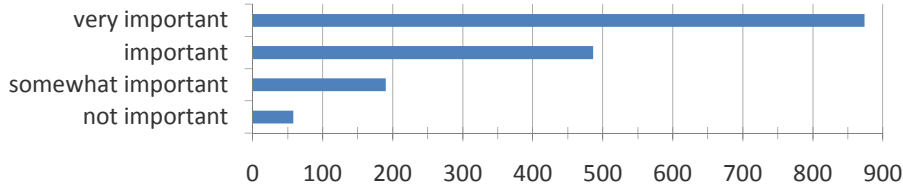
Quality as you see it in this parish	poor	fair	good	excellent	don't know	does not exist	Response Count
	47	144	518	545	44	22	1320
	3.6%	10.9%	39.2%	41.3%	3.3%	1.7%	



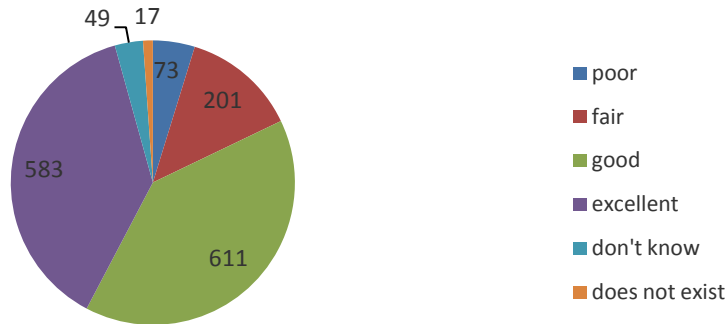
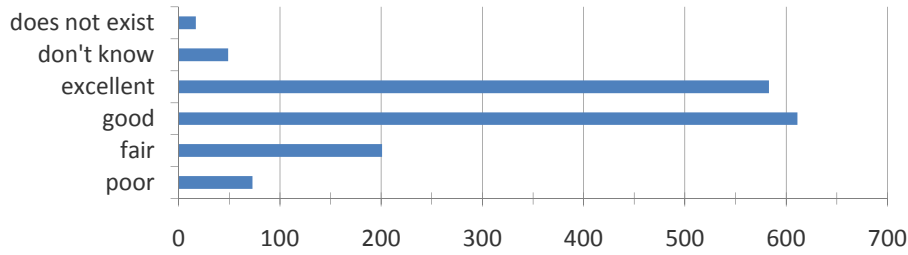
St. Gregory the Great Parish Survey Results

4. At Mass there are songs that I know and can sing.

Importance to you	not important	somewhat important	important	very important	Response Count
	58	190	486	874	1608
	3.6%	11.8%	30.2%	54.4%	



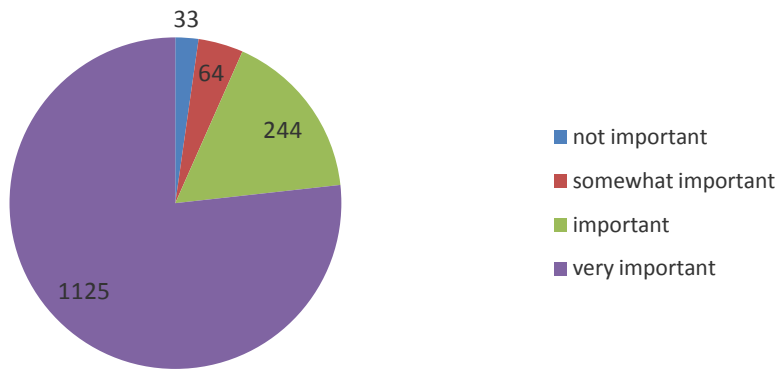
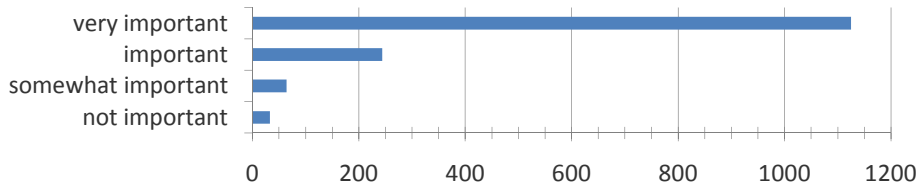
Quality as you see it in this parish	poor	fair	good	excellent	don't know	does not exist	Response Count
	73	201	611	583	49	17	1534
	4.8%	13.1%	39.8%	38.0%	3.2%	1.1%	



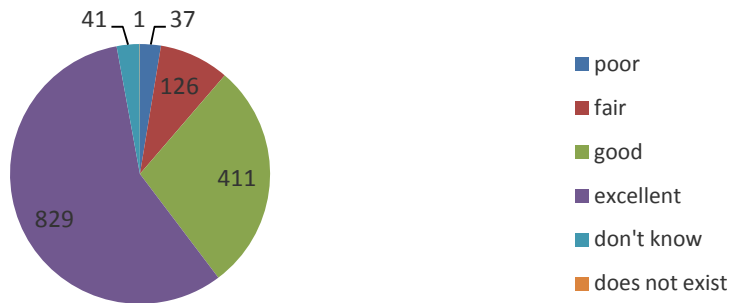
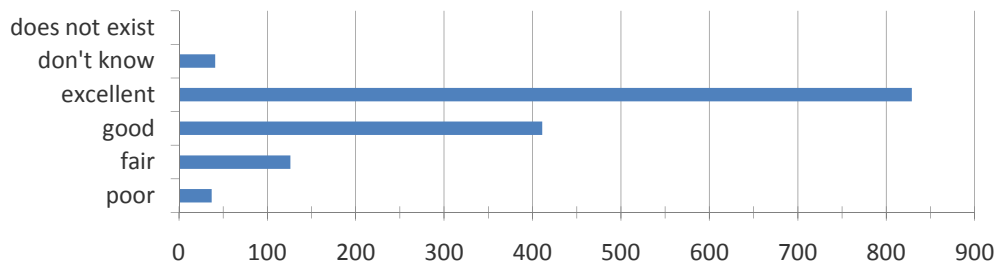
St. Gregory the Great Parish Survey Results

5. The homilies are well prepared.

Importance to you	not important	somewhat important	important	very important	Response Count
	33	64	244	1125	1466
	2.3%	4.4%	16.6%	76.7%	



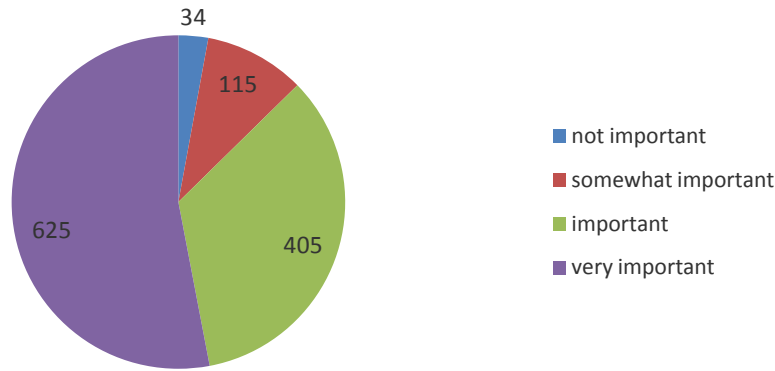
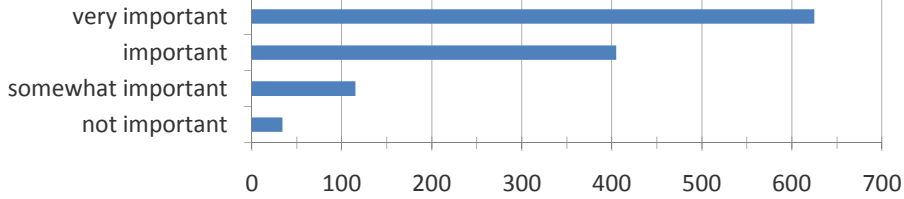
Quality as you see it in this parish	poor	fair	good	excellent	don't know	does not exist	Response Count
	37	126	411	829	41	1	1445
	2.6%	8.7%	28.4%	57.4%	2.8%	0.1%	



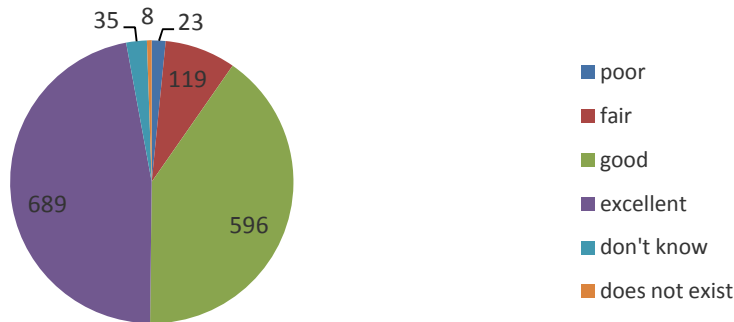
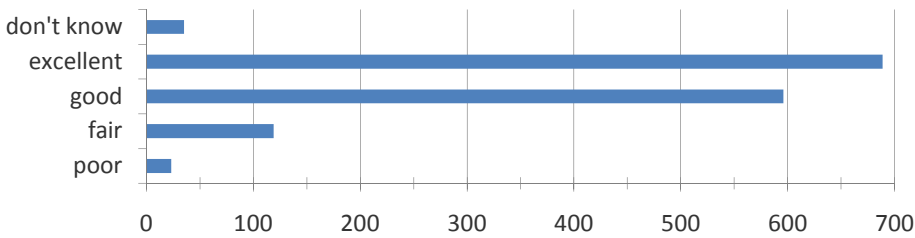
St. Gregory the Great Parish Survey Results

6. The homilies help me apply the Scriptures and Church teachings to my life.

Importance to you	not important	somewhat important	important	very important	Response Count
	34	115	405	625	1179
	2.9%	9.8%	34.4%	53.0%	



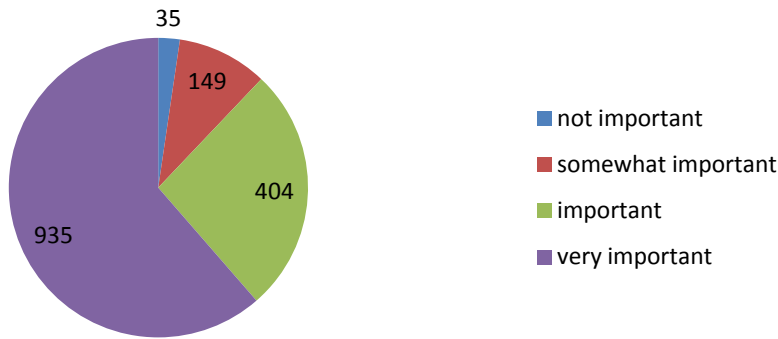
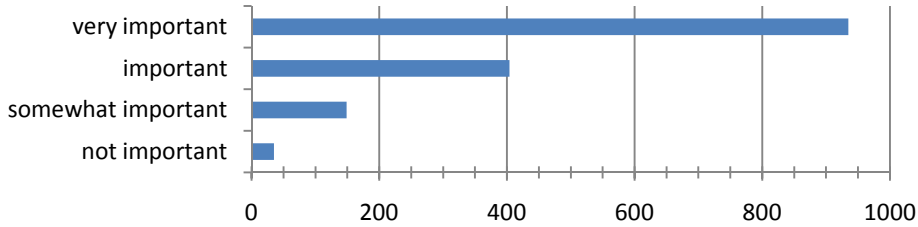
Quality as you see it in this parish	poor	fair	good	excellent	don't know	does not exist	Response Count
	23	119	596	689	35	8	1470
	1.6%	8.1%	40.5%	46.9%	2.4%	0.5%	



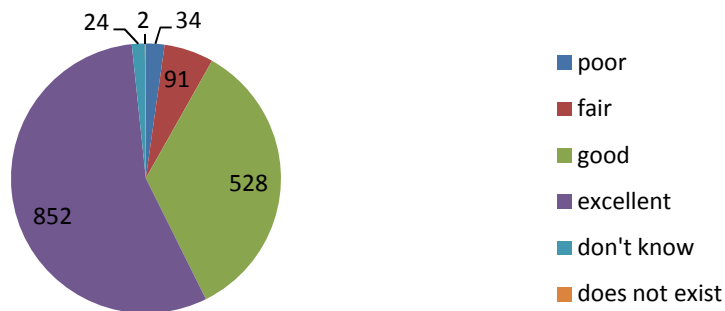
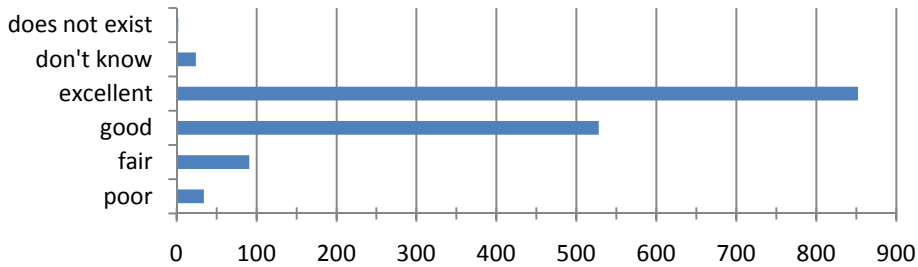
St. Gregory the Great Parish Survey Results

7. The Church's interior environment (lighting, statues, art work, etc.) creates an appropriate atmosphere for worship.

Importance to you	not important	somewhat important	important	very important	Response Count
	35	149	404	935	1523
	2.3%	9.8%	26.5%	61.4%	



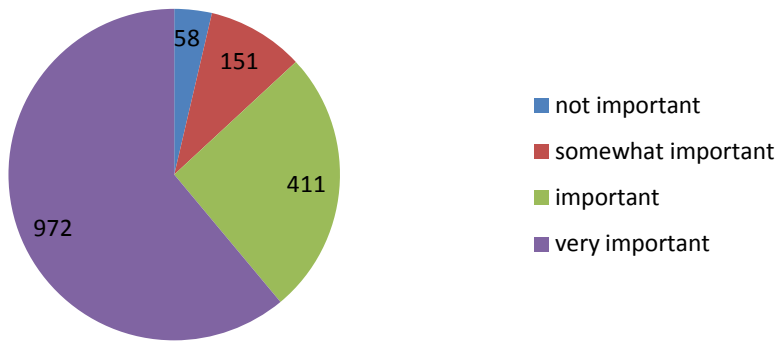
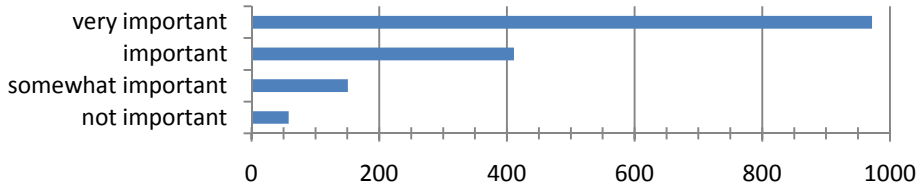
Quality as you see it in this parish	poor	fair	good	excellent	don't know	does not exist	Response Count
	34	91	528	852	24	2	1531
	2.2%	5.9%	34.5%	55.6%	1.6%	0.1%	



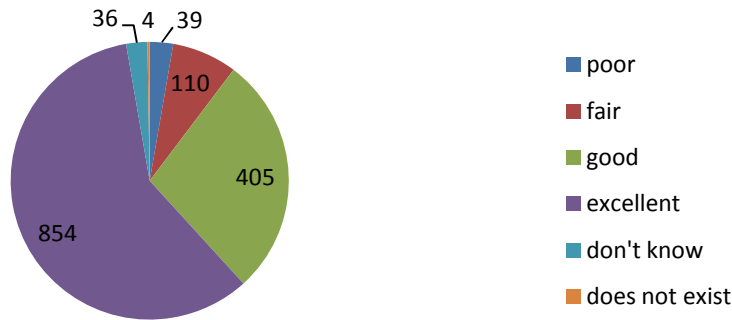
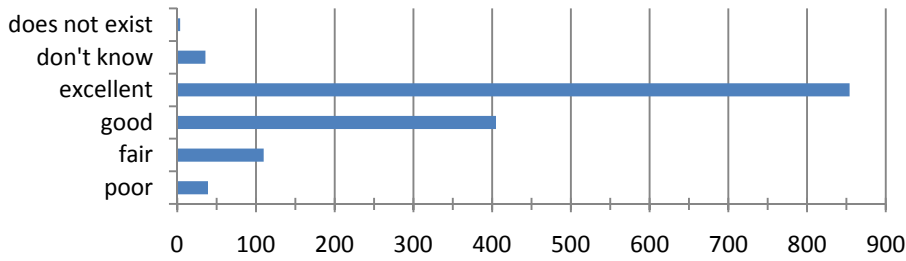
St. Gregory the Great Parish Survey Results

8. At Mass the Liturgical Ministers (Lectors, Altar Servers, Eucharistic Ministers, etc.) act reverently and dress properly.

Importance to you	not important	somewhat important	important	very important	Response Count
	58	151	411	972	1592
	3.6%	9.5%	25.8%	61.1%	



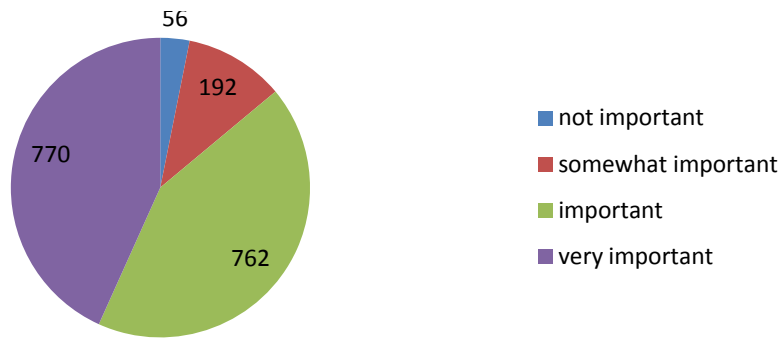
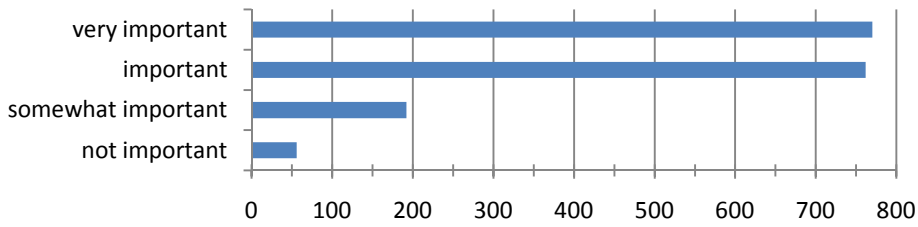
Quality as you see it in this parish	poor	fair	good	excellent	don't know	does not exist	Response Count
	39	110	405	854	36	4	1448
	2.7%	7.6%	28.0%	59.0%	2.5%	0.3%	



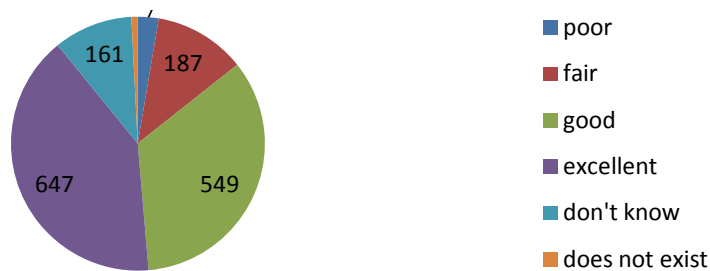
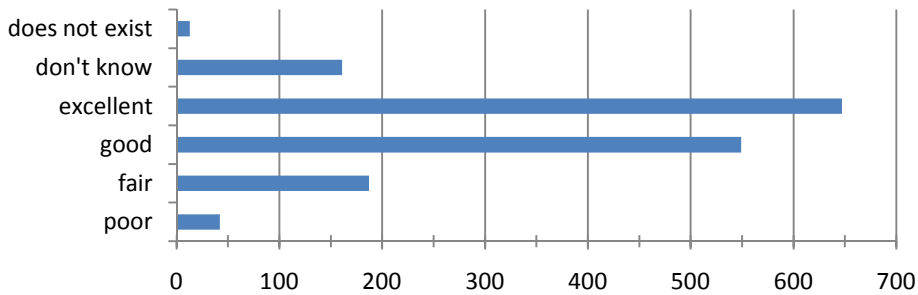
St. Gregory the Great Parish Survey Results

9. There are sufficient opportunities to receive the Sacrament of Reconciliation (Confession).

Importance to you	not important	somewhat important	important	very important	Response Count
	56	192	762	770	1780
	3.1%	10.8%	42.8%	43.3%	



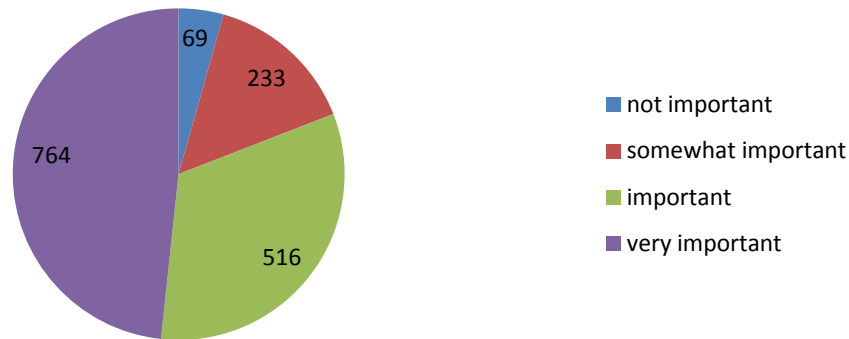
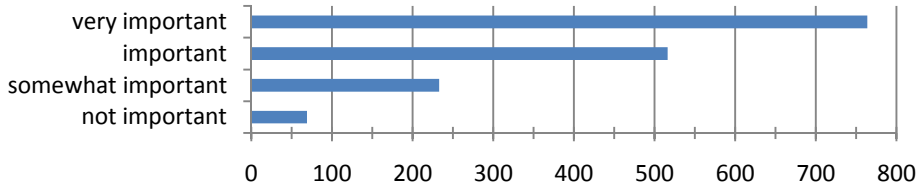
Quality as you see it in this parish	poor	fair	good	excellent	don't know	does not exist	Response Count
	42	187	549	647	161	13	1599
	2.6%	11.7%	34.3%	40.5%	10.1%	0.8%	



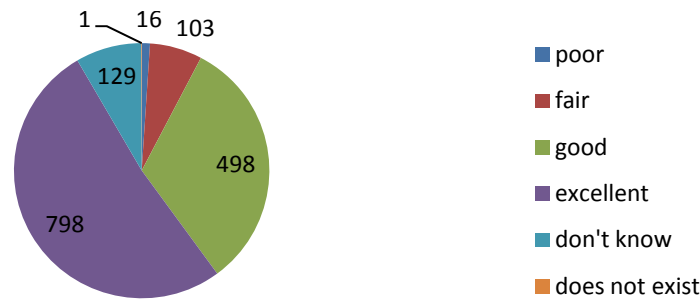
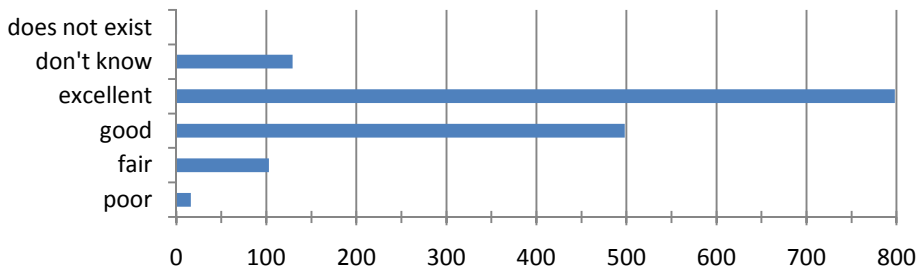
St. Gregory the Great Parish Survey Results

10. Our parish has devotional services outside of Mass, such as Adoration, the Rosary, Benediction, Stations of the Cross, etc.

Importance to you	not important	somewhat important	important	very important	Response Count
	69	233	516	764	1582
	4.4%	14.7%	32.6%	48.3%	



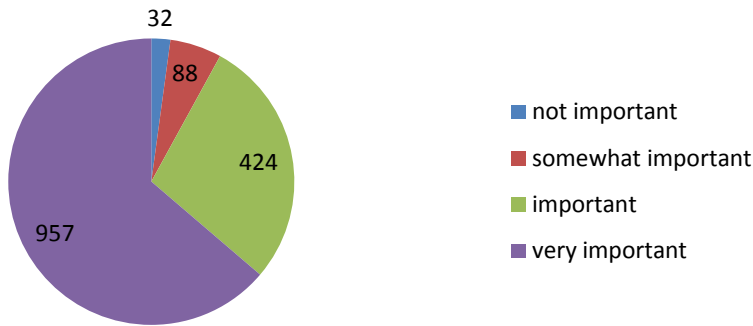
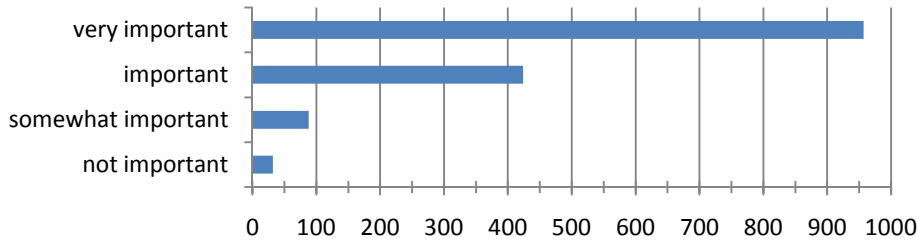
Quality as you see it in this parish	poor	fair	good	excellent	don't know	does not exist	Response Count
	16	103	498	798	129	1	1545
	1.0%	6.7%	32.2%	51.7%	8.3%	0.1%	



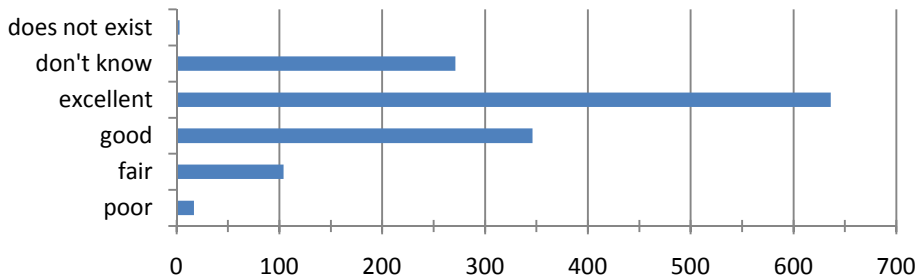
St. Gregory the Great Parish Survey Results

11. Our parish assures that the sick and homebound are visited and the grieving are comforted.

Importance to you	not important	somewhat important	important	very important	Response Count
	32	88	424	957	1501
	2.1%	5.9%	28.2%	63.8%	



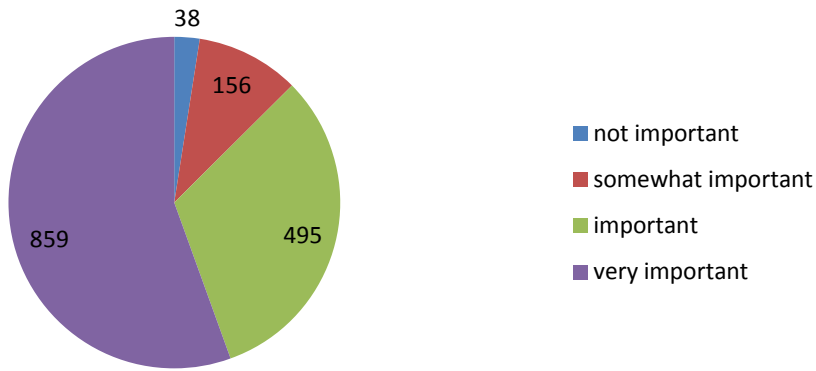
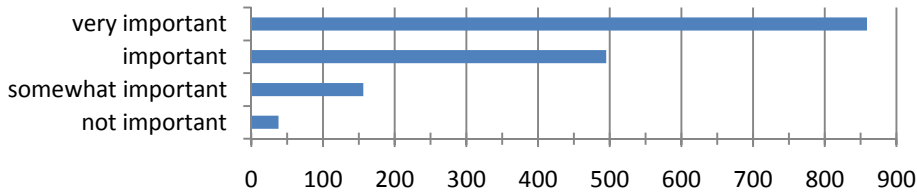
Quality as you see it in this parish	poor	fair	good	excellent	don't know	does not exist	Response Count
	17	104	346	636	271	3	1377
	1.2%	7.6%	25.1%	46.2%	19.7%	0.2%	



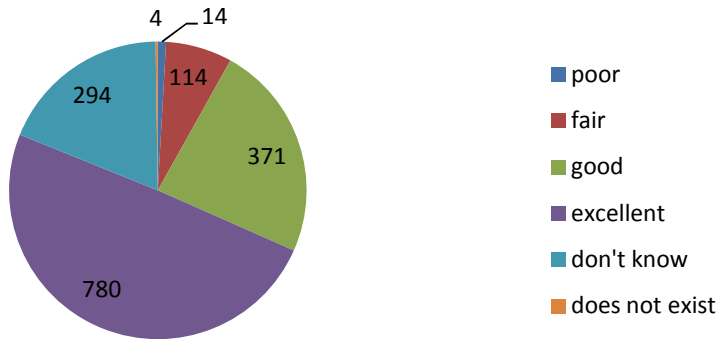
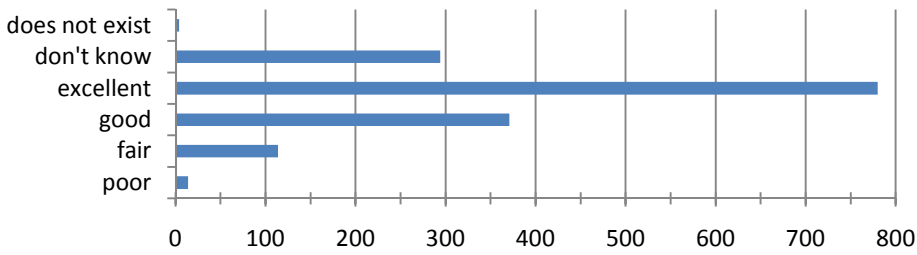
St. Gregory the Great Parish Survey Results

12. Our parish publicly uses the Rite of Christian Initiation of Adults (RCIA) to bring people into the Catholic Church.

Importance to you	not important	somewhat important	important	very important	Response Count
	38	156	495	859	1548
	2.5%	10.1%	32.0%	55.5%	



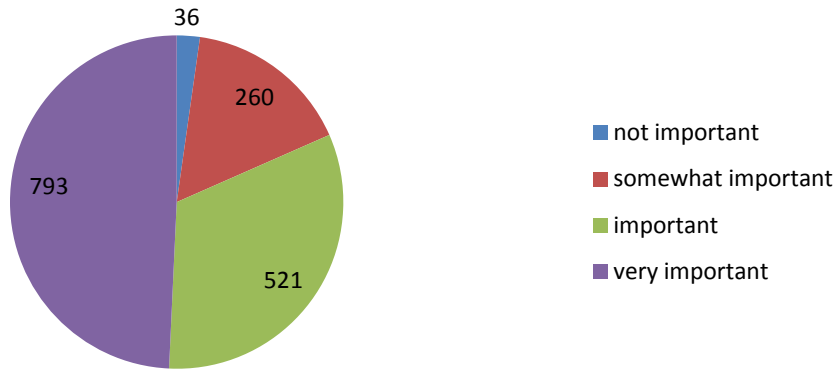
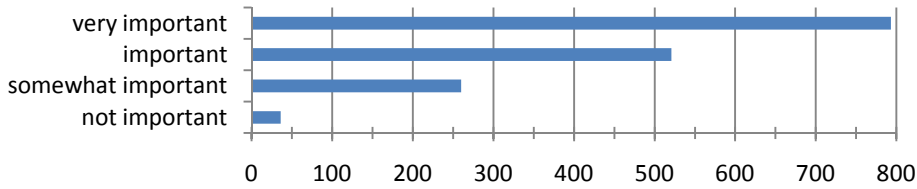
Quality as you see it in this parish	poor	fair	good	excellent	don't know	does not exist	Response Count
	14	114	371	780	294	4	1577
	0.9%	7.2%	23.5%	49.5%	18.6%	0.3%	



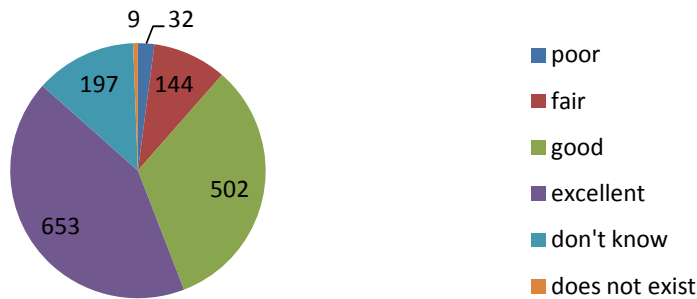
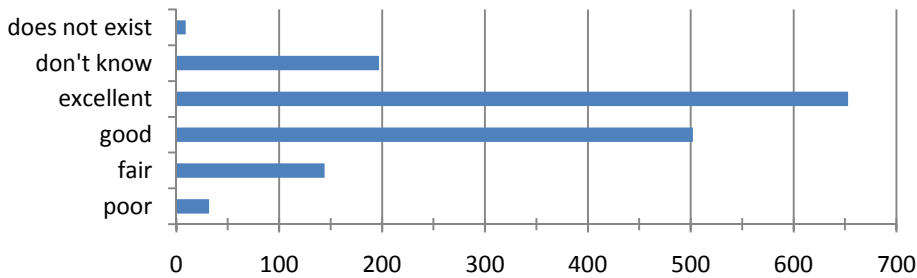
St. Gregory the Great Parish Survey Results

13. Our parish offers programs or activities outside of Mass to promote spiritual growth (retreats, days of reflection, etc.)

Importance to you	not important	somewhat important	important	very important	Response Count
	36	260	521	793	1610
	2.2%	16.1%	32.4%	49.3%	



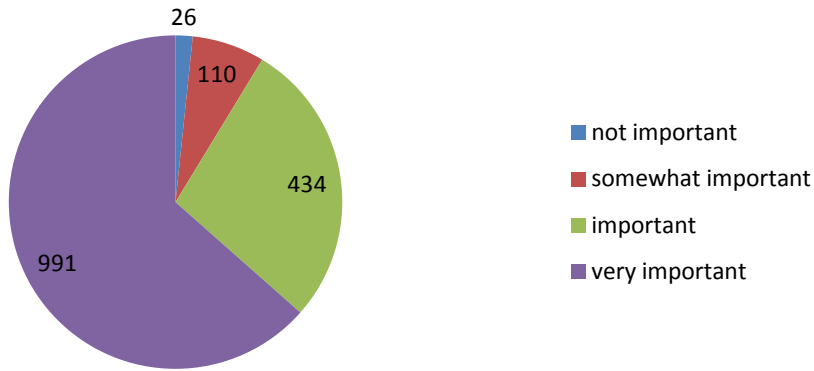
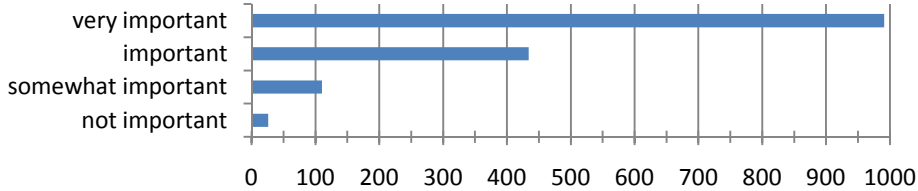
Quality as you see it in this parish	poor	fair	good	excellent	don't know	does not exist	Response Count
	32	144	502	653	197	9	1537
	2.1%	9.4%	32.7%	42.5%	12.8%	0.6%	



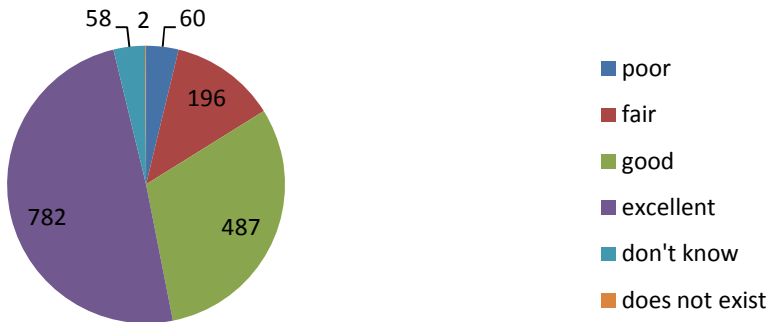
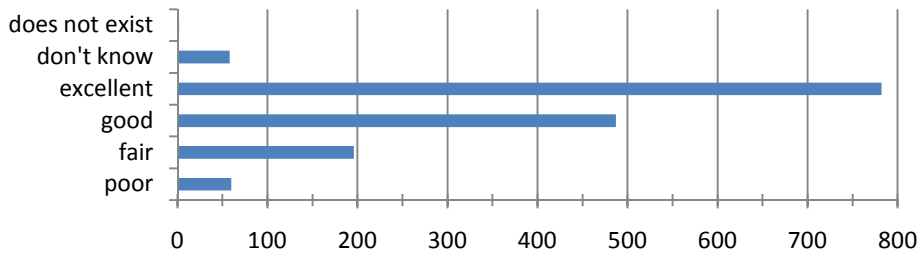
St. Gregory the Great Parish Survey Results

14. Our parish exhibits a spirit of warmth and hospitality at Mass and other services.

Importance to you	not important	somewhat important	important	very important	Response Count
	26	110	434	991	1561
	1.7%	7.0%	27.8%	63.5%	



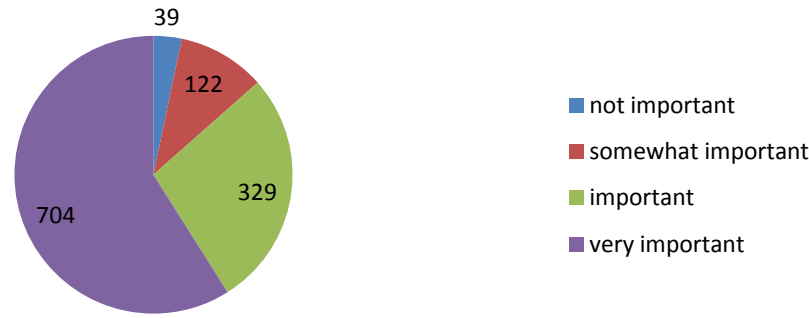
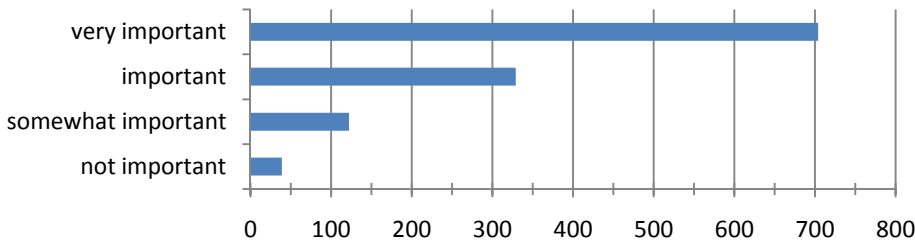
Quality as you see it in this parish	poor	fair	good	excellent	don't know	does not exist	Response Count
	60	196	487	782	58	2	1585
	3.8%	12.4%	30.7%	49.3%	3.7%	0.1%	



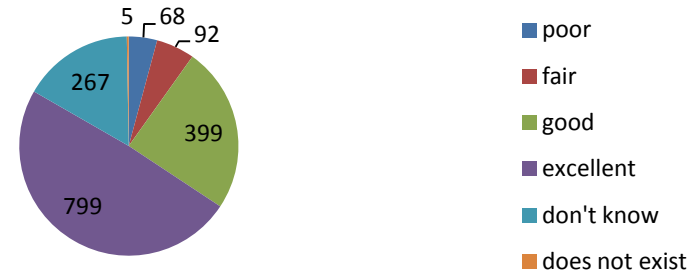
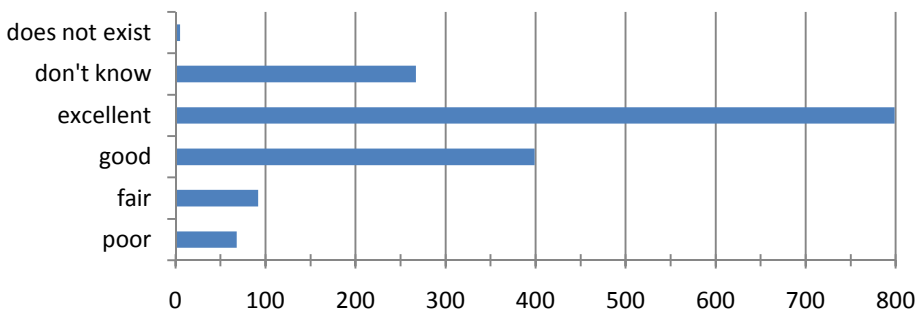
St. Gregory the Great Parish Survey Results

15. Physically disabled people have access to parish facilities and activities.

Importance to you	not important	somewhat important	important	very important	Response Count
	39	122	329	704	1194
	3.3%	10.2%	27.6%	59.0%	



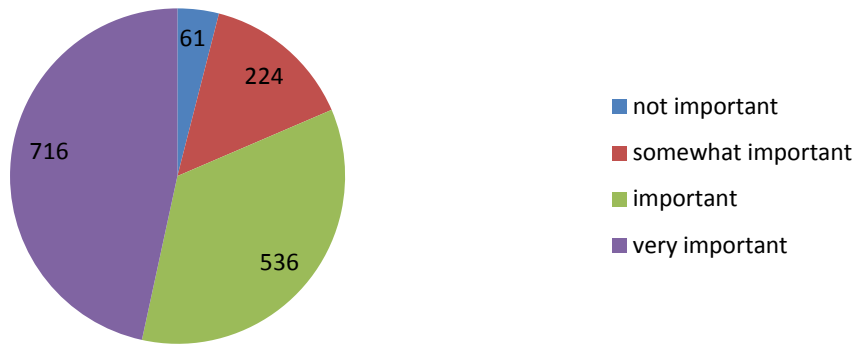
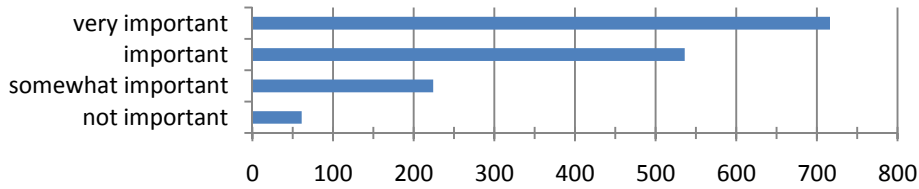
Quality as you see it in this parish	poor	fair	good	excellent	don't know	does not exist	Response Count
	68	92	399	799	267	5	1630
	4.2%	5.6%	24.5%	49.0%	16.4%	0.3%	



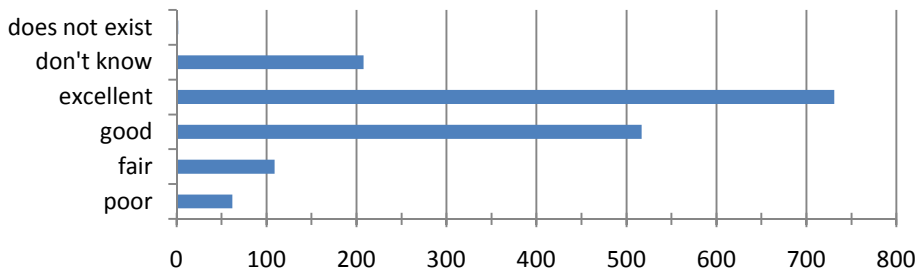
St. Gregory the Great Parish Survey Results

16. At least once a year, the parish conducts a formal Stewardship appeal, asking for Time, Talent, and Treasure.

Importance to you	not important	somewhat important	important	very important	Response Count
	61	224	536	716	1537
	4.0%	14.6%	34.9%	46.6%	

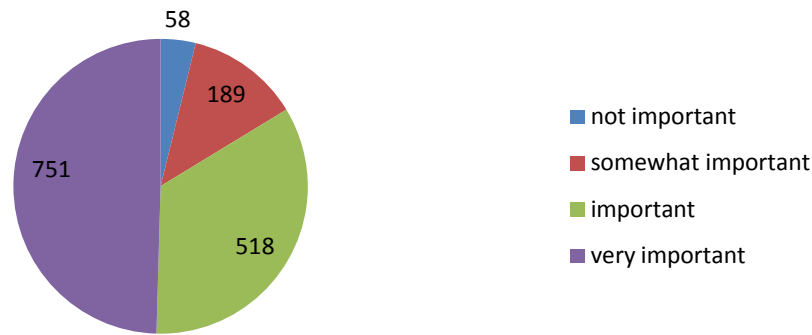
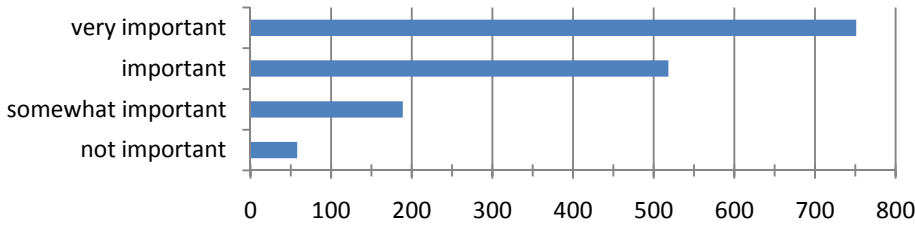


Quality as you see it in this parish	poor	fair	good	excellent	don't know	does not exist	Response Count
	62	109	517	731	208	2	1629
	3.8%	6.7%	31.7%	44.9%	12.8%	0.1%	

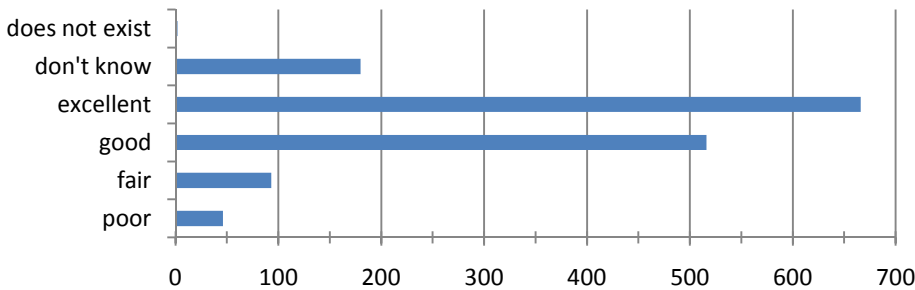


17. Parish leadership promotes the scriptural basis and theology of Stewardship.

Importance to you	not important	somewhat important	important	very important	Response Count
	58	189	518	751	1516
	3.8%	12.5%	34.2%	49.5%	



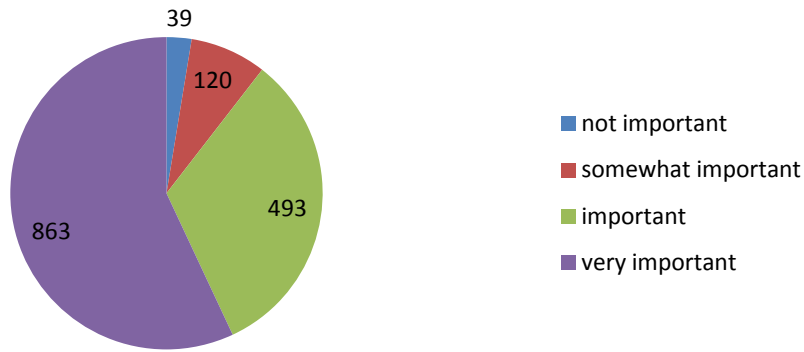
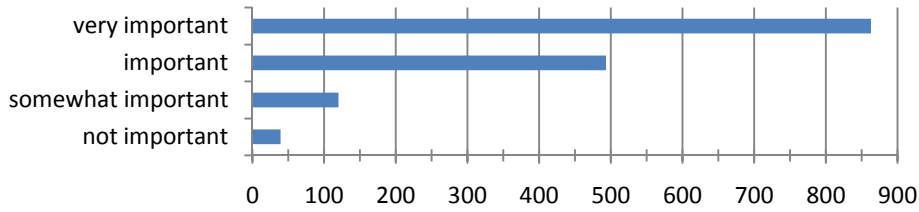
Quality as you see it in this parish	poor	fair	good	excellent	don't know	does not exist	Response Count
	46	93	516	666	180	2	1503
	3.1%	6.2%	34.3%	44.3%	12.0%	0.1%	



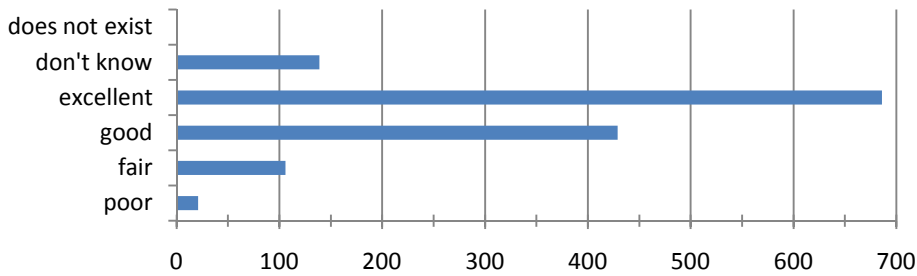
St. Gregory the Great Parish Survey Results

18. The Pastoral Council, Finance Council and Parish Building Committee are effectively addressing the parish needs.

Importance to you	not important	somewhat important	important	very important	Response Count
	39	120	493	863	1515
	2.6%	7.9%	32.5%	57.0%	



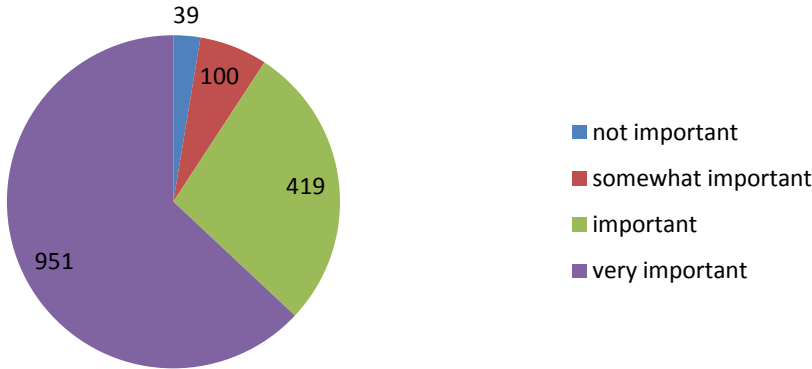
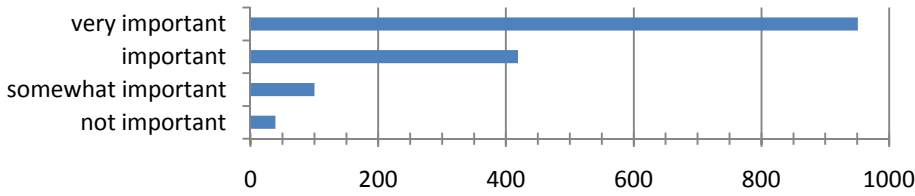
Quality as you see it in this parish	poor	fair	good	excellent	don't know	does not exist	Response Count
	21	106	429	686	139	1	1382
	1.5%	7.7%	31.0%	49.6%	10.1%	0.1%	



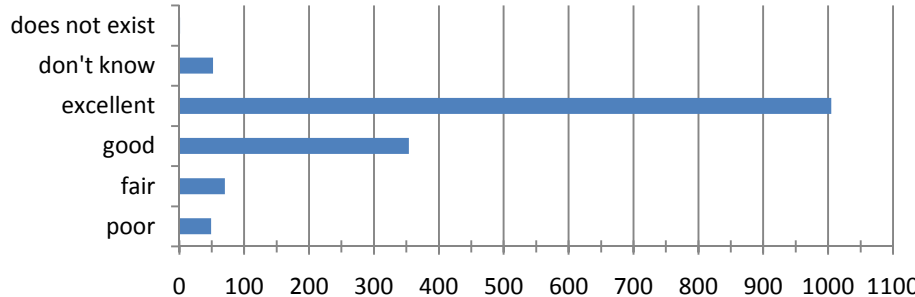
St. Gregory the Great Parish Survey Results

19. Buildings and grounds are maintained in good condition.

Importance to you	not important	somewhat important	important	very important	Response Count
	39	100	419	951	1509
	2.6%	6.6%	27.8%	63.0%	



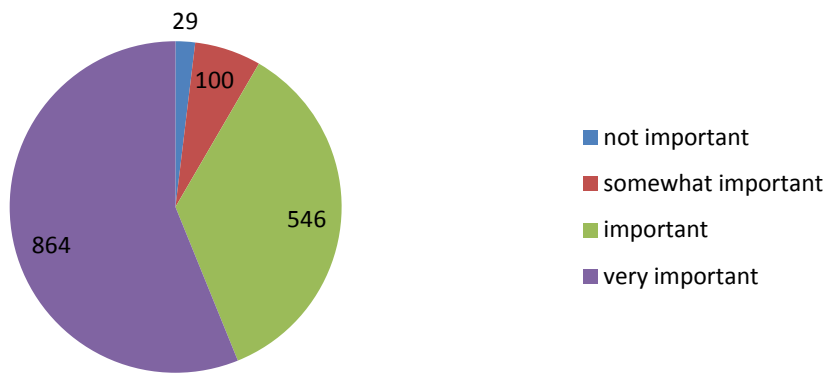
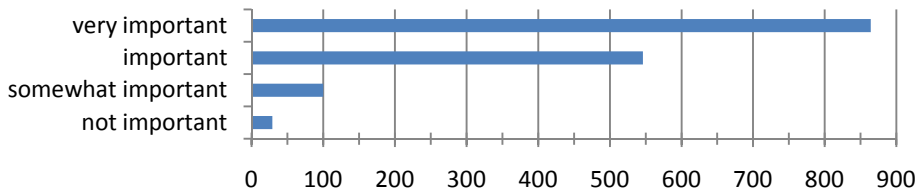
Quality as you see it in this parish	poor	fair	good	excellent	don't know	does not exist	Response Count
	49	70	354	1005	52	1	1531
	3.2%	4.6%	23.1%	65.6%	3.4%	0.1%	



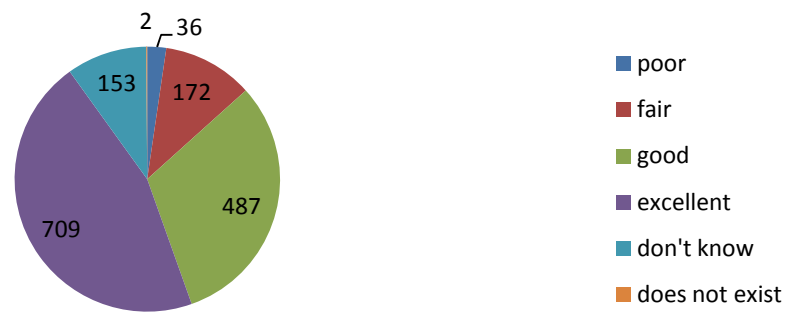
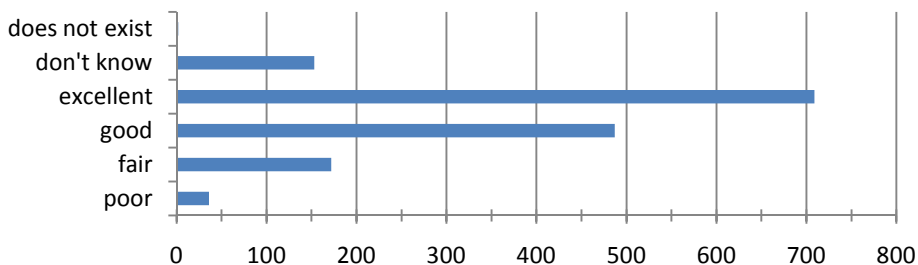
St. Gregory the Great Parish Survey Results

20. Buildings and facilities are adequate now for parish needs.

Importance to you	not important	somewhat important	important	very important	Response Count
	29	100	546	864	1539
	1.9%	6.5%	35.5%	56.1%	



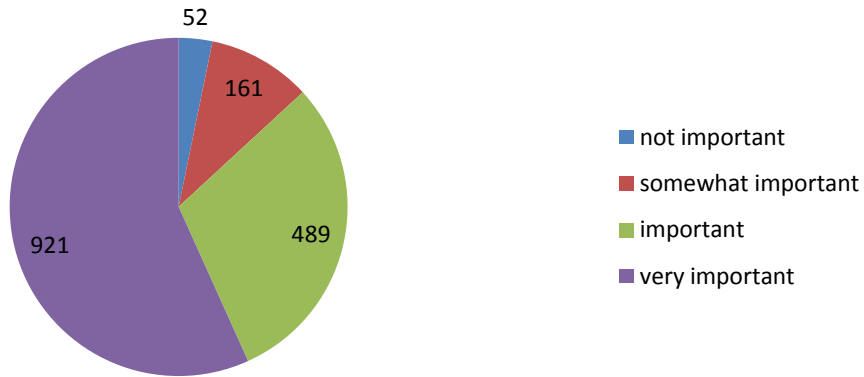
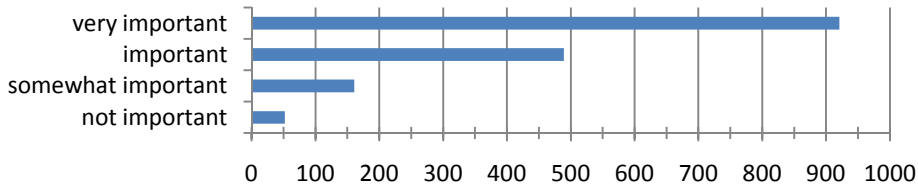
Quality as you see it in this parish	poor	fair	good	excellent	don't know	does not exist	Response Count
	36	172	487	709	153	2	1559
	2.3%	11.0%	31.2%	45.5%	9.8%	0.1%	



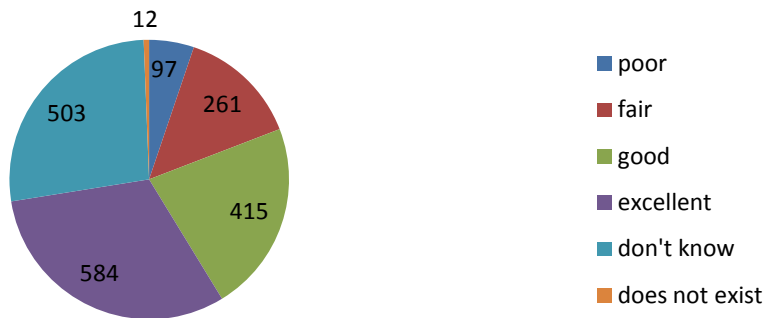
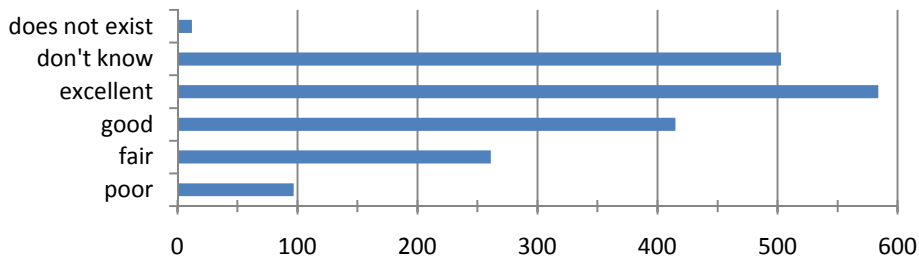
St. Gregory the Great Parish Survey Results

21. Buildings and facilities will be adequate in five years for parish needs.

Importance to you	not important	somewhat important	important	very important	Response Count
	52	161	489	921	1623
	3.2%	9.9%	30.1%	56.7%	



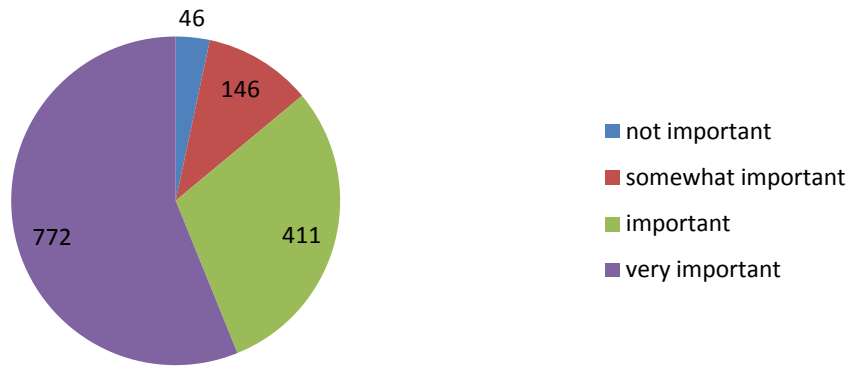
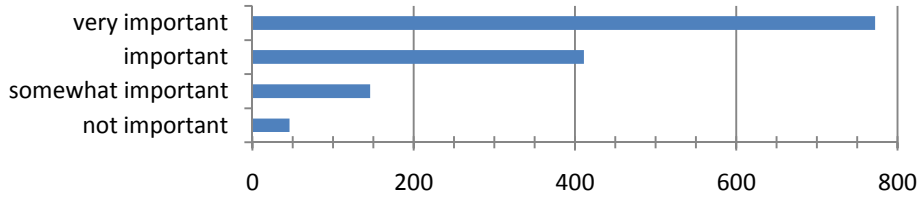
Quality as you see it in this parish	poor	fair	good	excellent	don't know	does not exist	Response Count
	97	261	415	584	503	12	1872
	5.2%	13.9%	22.2%	31.2%	26.9%	0.6%	



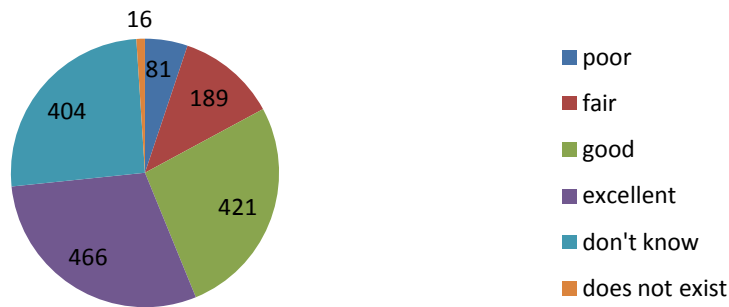
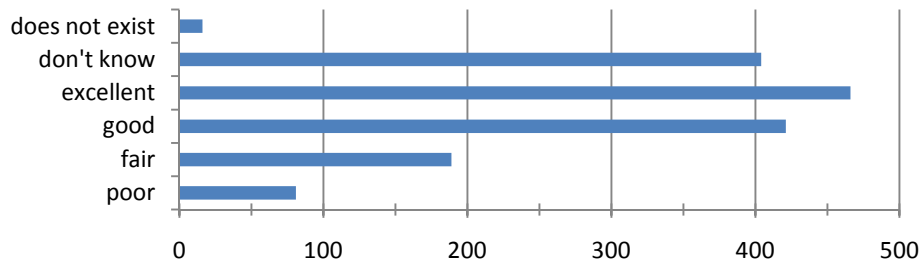
St. Gregory the Great Parish Survey Results

22. Our parish reaches out to non-practicing Catholics and invites them to return to the Church.

Importance to you	not important	somewhat important	important	very important	Response Count
	46	146	411	772	1375
	3.3%	10.6%	29.9%	56.1%	



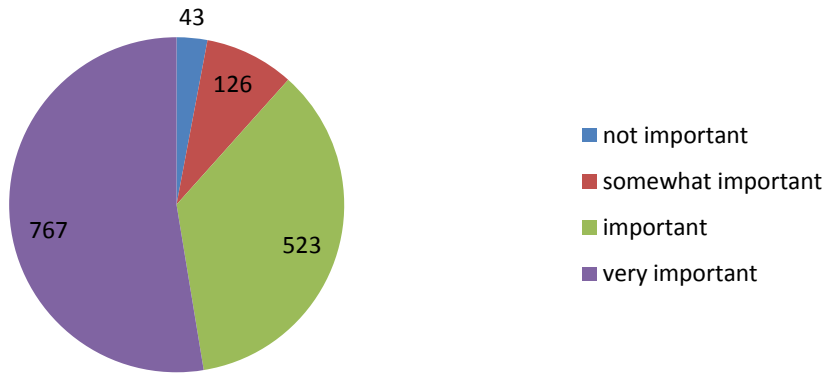
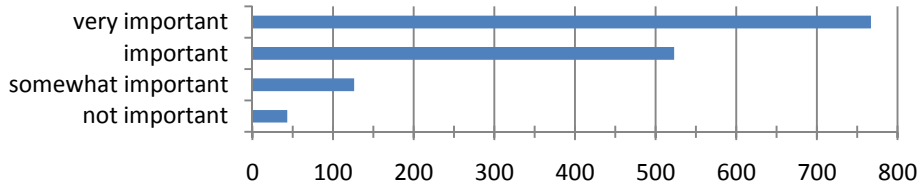
Quality as you see it in this parish	poor	fair	good	excellent	don't know	does not exist	Response Count
	81	189	421	466	404	16	1577
	5.1%	12.0%	26.7%	29.5%	25.6%	1.0%	



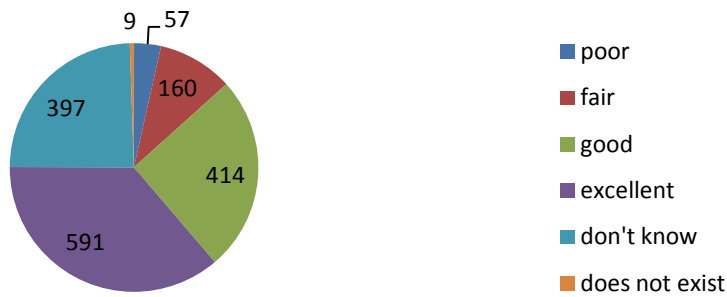
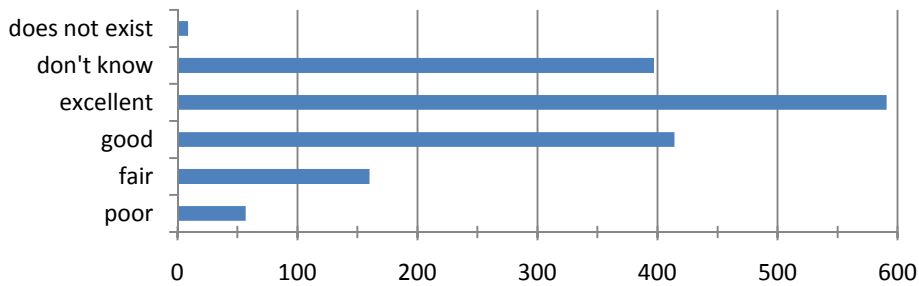
St. Gregory the Great Parish Survey Results

23. There is sufficient qualified parish staff (paid and volunteer) to meet the needs of the parish.

Importance to you	not important	somewhat important	important	very important	Response Count
	43	126	523	767	1459
	2.9%	8.6%	35.8%	52.6%	



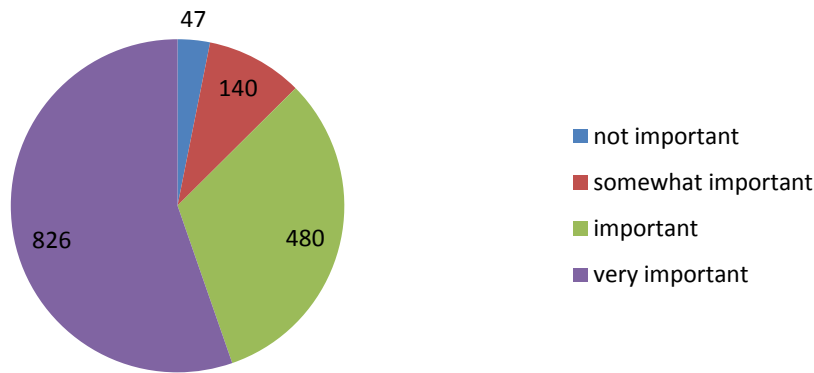
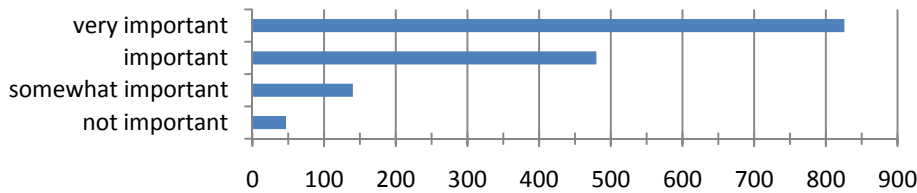
Quality as you see it in this parish	poor	fair	good	excellent	don't know	does not exist	Response Count
	57	160	414	591	397	9	1628
	3.5%	9.8%	25.4%	36.3%	24.4%	0.6%	



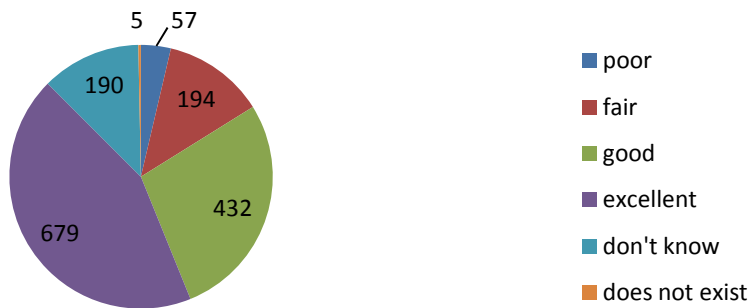
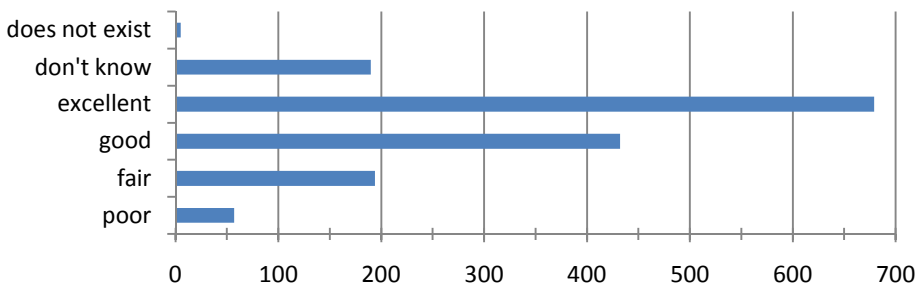
St. Gregory the Great Parish Survey Results

24. Parish leadership encourages many different kinds of people (young and old, women and men, etc.) to become involved in parish ministries.

Importance to you	not important	somewhat important	important	very important	Response Count
	47	140	480	826	1493
	3.1%	9.4%	32.2%	55.3%	



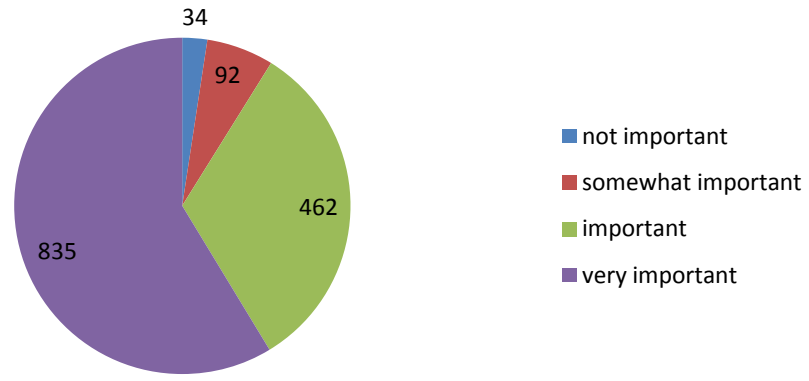
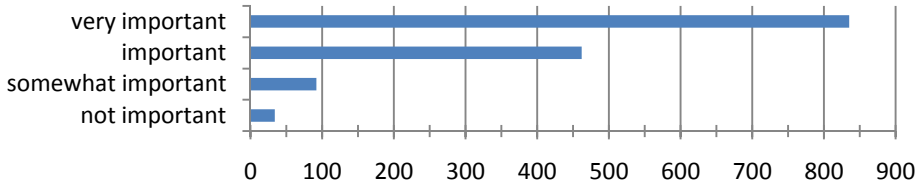
Quality as you see it in this parish	poor	fair	good	excellent	don't know	does not exist	Response Count
	57	194	432	679	190	5	1557
	3.7%	12.5%	27.7%	43.6%	12.2%	0.3%	



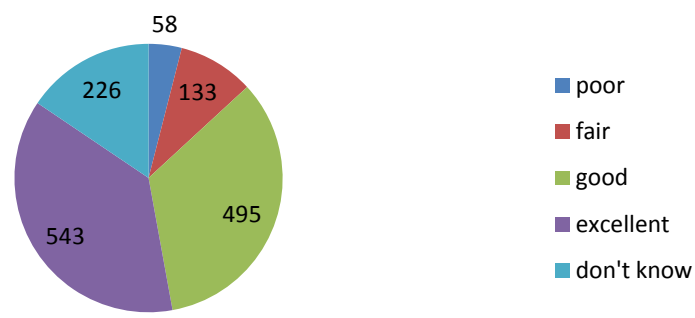
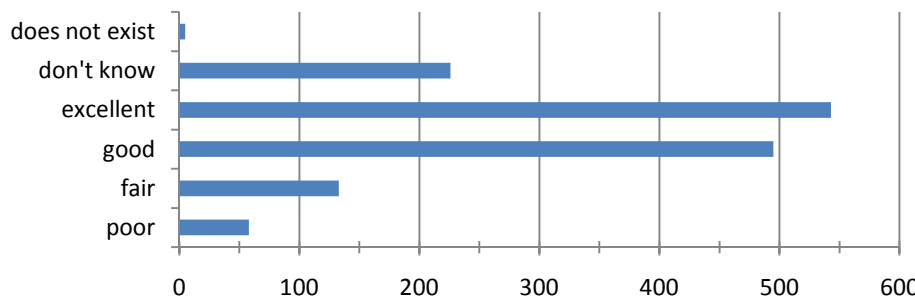
St. Gregory the Great Parish Survey Results

25. Parish leadership is sensitive to the problems and concerns of the parish.

Importance to you	not important	somewhat important	important	very important	Response Count
	34	92	462	835	1423
	2.4%	6.5%	32.5%	58.7%	



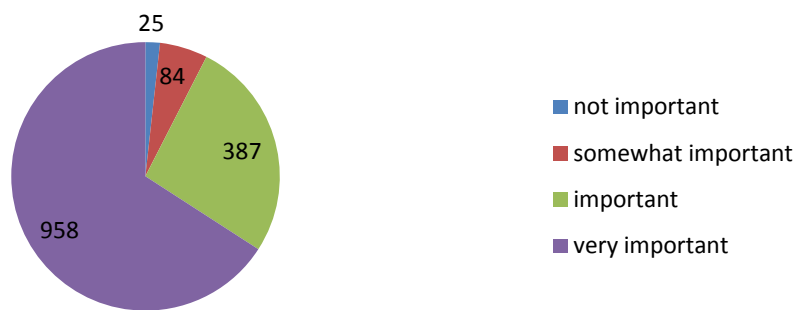
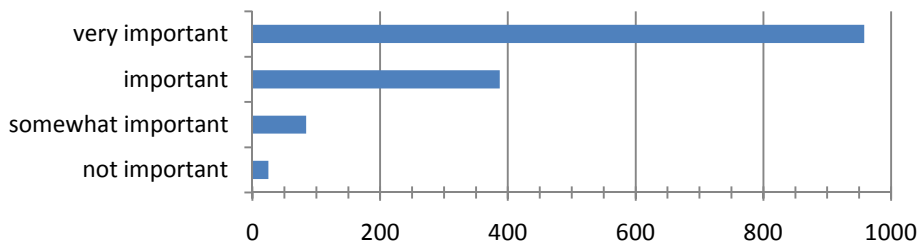
Quality as you see it in this parish	poor	fair	good	excellent	don't know	does not exist	Response Count
	58	133	495	543	226	5	1460
	4.0%	9.1%	33.9%	37.2%	15.5%	0.3%	



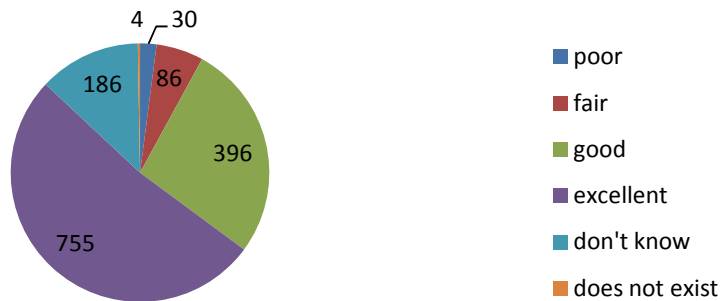
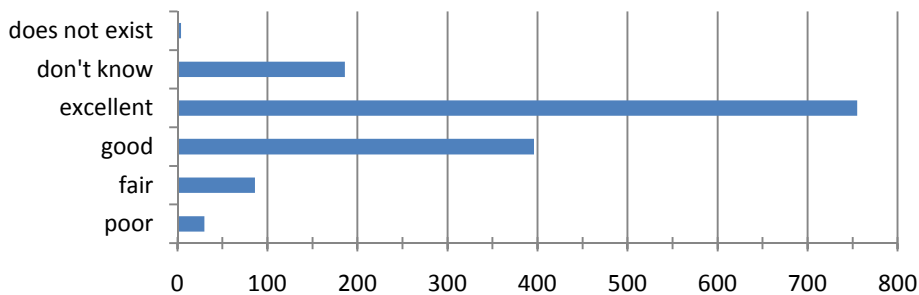
St. Gregory the Great Parish Survey Results

26. Our parish reaches out to the poor and disadvantaged (i.e. St. Vincent de Paul Society, Food Pantry).

Importance to you	not important	somewhat important	important	very important	Response Count
	25	84	387	958	1454
	1.7%	5.8%	26.6%	65.9%	



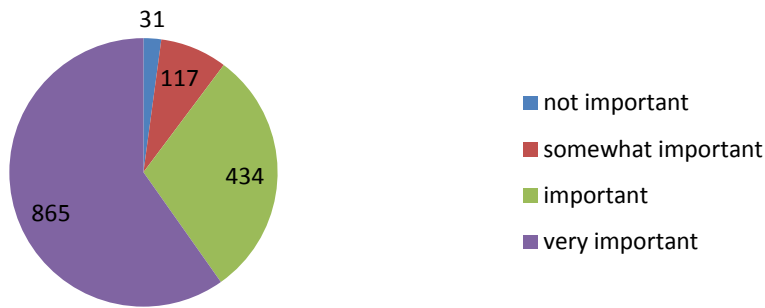
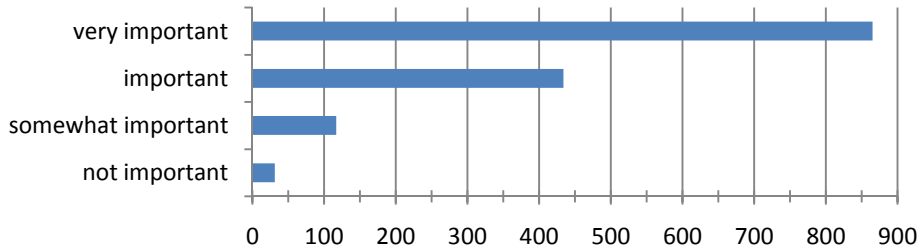
Quality as you see it in this parish	poor	fair	good	excellent	don't know	does not exist	Response Count
	30	86	396	755	186	4	1457
	2.1%	5.9%	27.2%	51.8%	12.8%	0.3%	



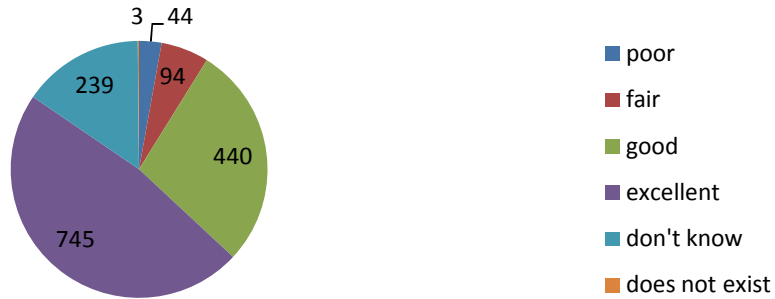
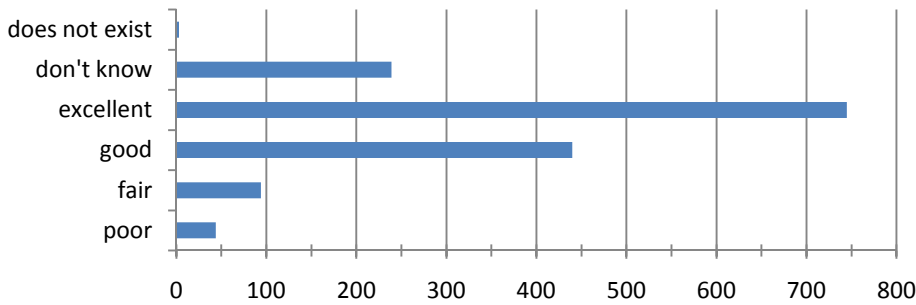
St. Gregory the Great Parish Survey Results

27. Our parish works with groups in the local community for worthy projects (Habitat for Humanity, Blood Drive, Room At the Inn, etc.)

Importance to you	not important	somewhat important	important	very important	Response Count
	31	117	434	865	1447
	2.1%	8.1%	30.0%	59.8%	



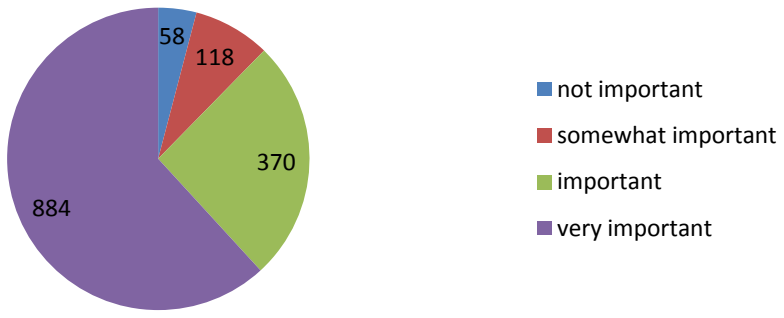
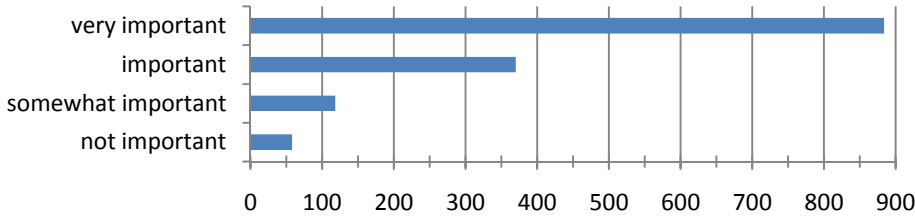
Quality as you see it in this parish	poor	fair	good	excellent	don't know	does not exist	Response Count
	44	94	440	745	239	3	1565
	2.8%	6.0%	28.1%	47.6%	15.3%	0.2%	



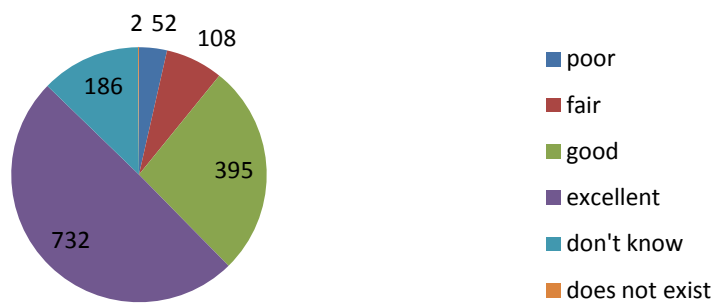
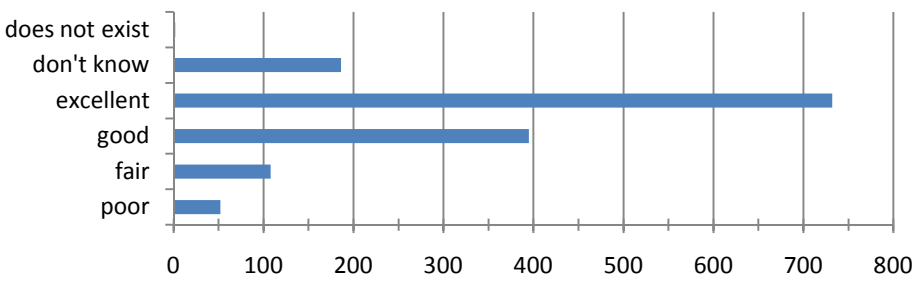
St. Gregory the Great Parish Survey Results

28. Our parish promotes a Pro-Life environment via organizations and activities.

Importance to you	not important	somewhat important	important	very important	Response Count
	58	118	370	884	1430
	4.1%	8.3%	25.9%	61.8%	



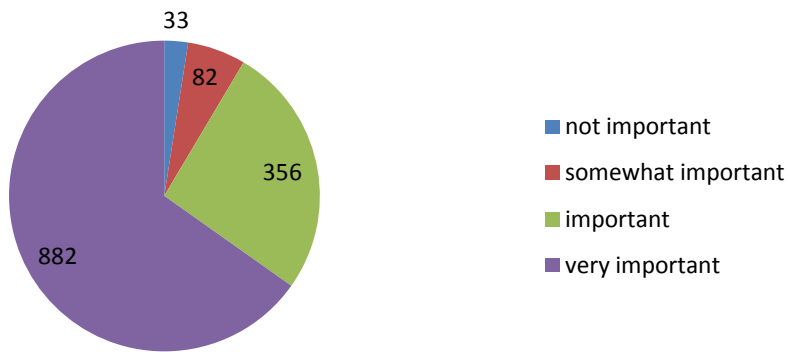
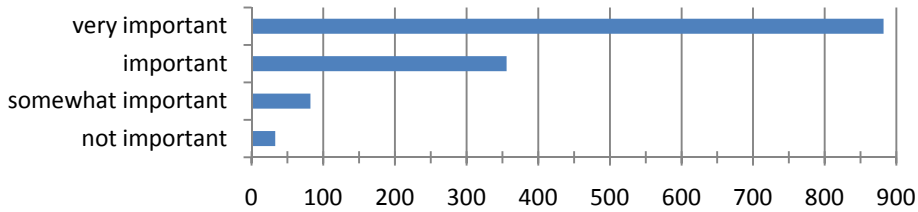
Quality as you see it in this parish	poor	fair	good	excellent	don't know	does not exist	Response Count
	52	108	395	732	186	2	1475
	3.5%	7.3%	26.8%	49.6%	12.6%	0.1%	



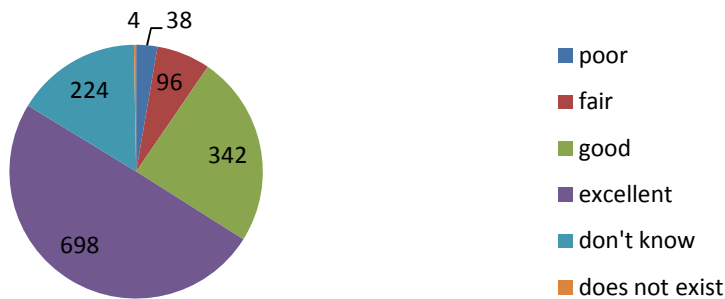
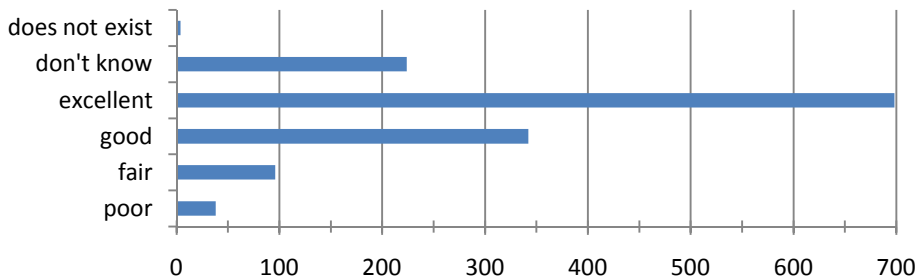
St. Gregory the Great Parish Survey Results

29. The parish offers high-quality Religious Education programs and activities.

Importance to you	not important	somewhat important	important	very important	Response Count
	33	82	356	882	1353
	2.4%	6.1%	26.3%	65.2%	



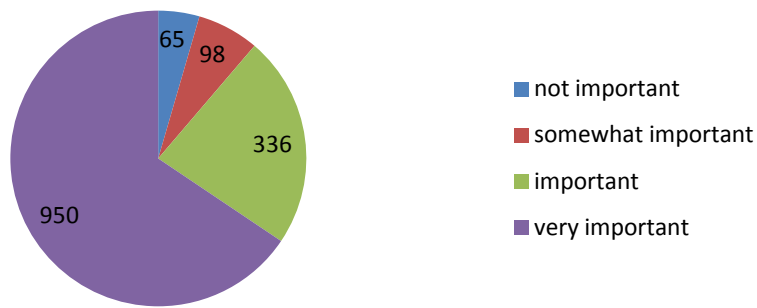
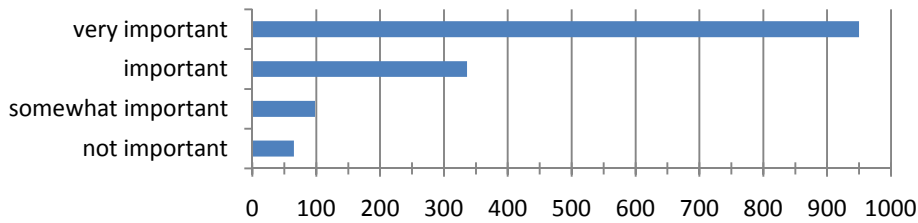
Quality as you see it in this parish	poor	fair	good	excellent	don't know	does not exist	Response Count
	38	96	342	698	224	4	1402
	2.7%	6.8%	24.4%	49.8%	16.0%	0.3%	



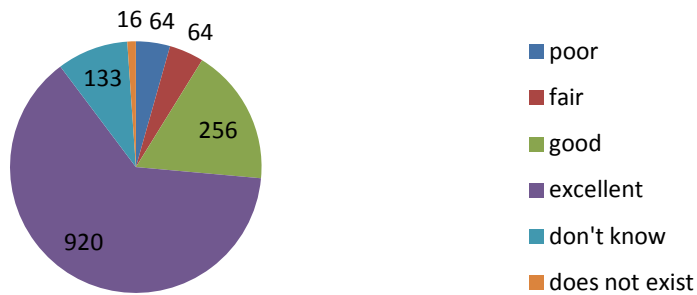
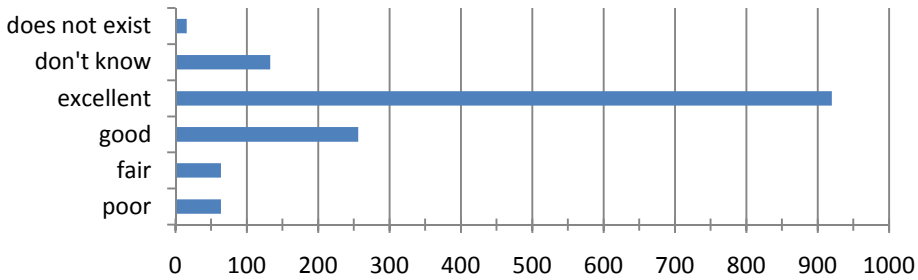
St. Gregory the Great Parish Survey Results

30. Children have access to a Catholic elementary school.

Importance to you	not important	somewhat important	important	very important	Response Count
	65	98	336	950	1449
	4.5%	6.8%	23.2%	65.6%	



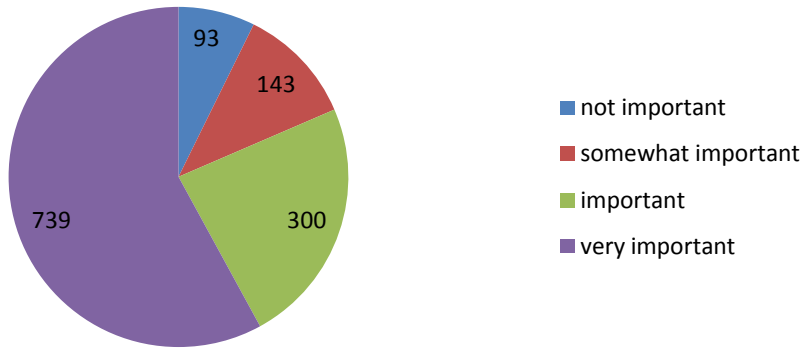
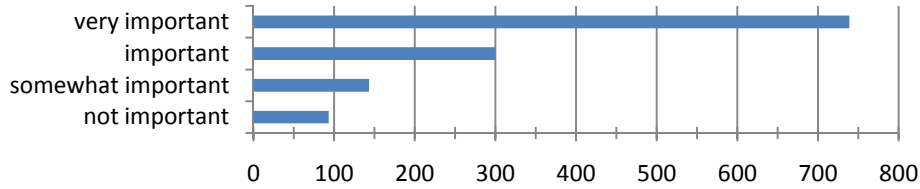
Quality as you see it in this parish	poor	fair	good	excellent	don't know	does not exist	Response Count
	64	64	256	920	133	16	1453
	4.4%	4.4%	17.6%	63.3%	9.2%	1.1%	



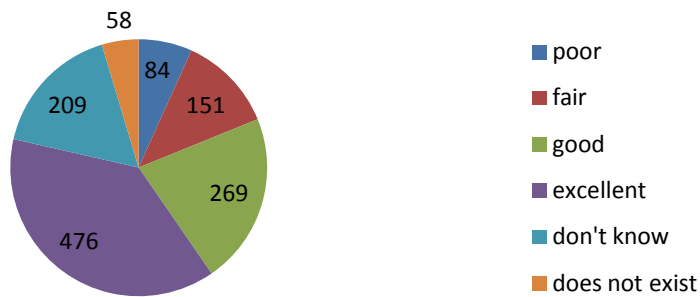
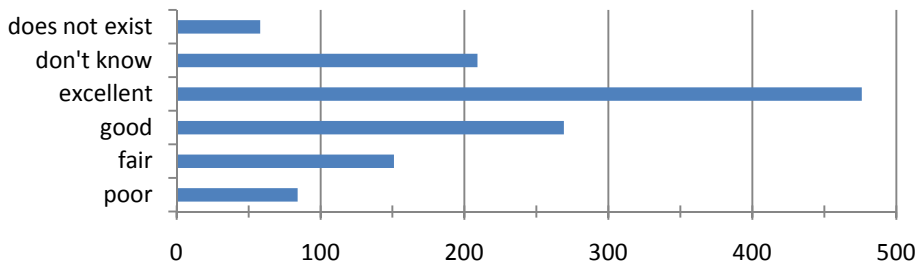
St. Gregory the Great Parish Survey Results

31. High school students need access to a Catholic High School in the area.

Importance to you	not important	somewhat important	important	very important	Response Count
	93	143	300	739	1275
	7.3%	11.2%	23.5%	58.0%	



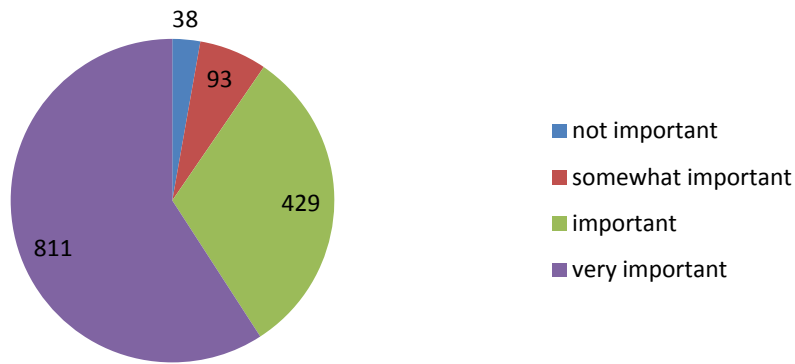
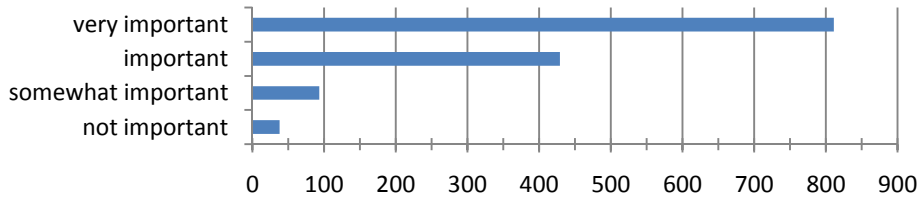
Quality as you see it in this parish	poor	fair	good	excellent	don't know	does not exist	Response Count
	84	151	269	476	209	58	1247
	6.7%	12.1%	21.6%	38.2%	16.8%	4.7%	



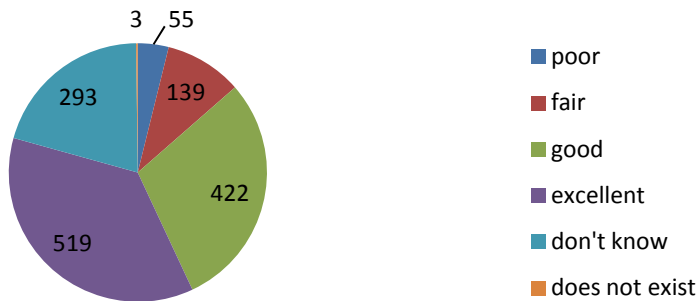
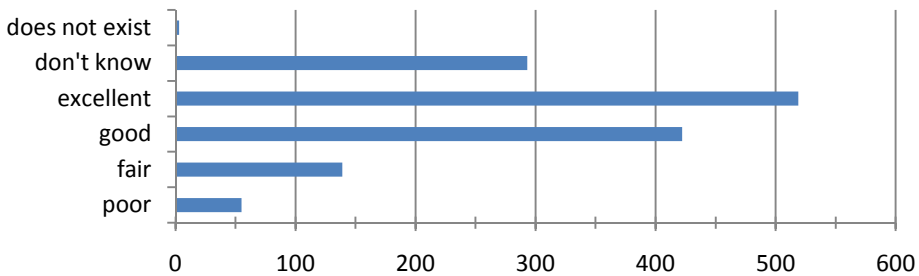
St. Gregory the Great Parish Survey Results

32. Young adults are involved in parish activities which will strengthen their faith.

Importance to you	not important	somewhat important	important	very important	Response Count
	38	93	429	811	1371
	2.8%	6.8%	31.3%	59.2%	



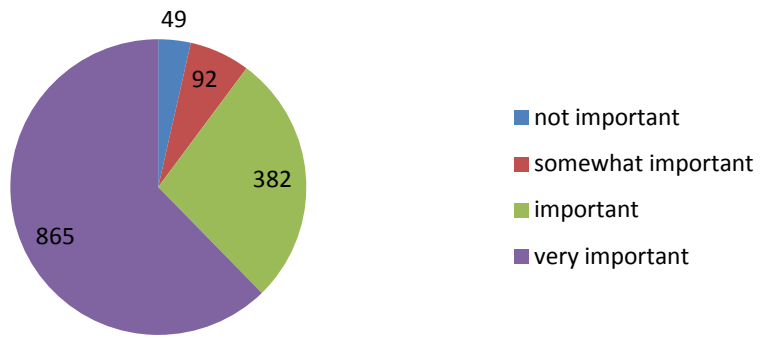
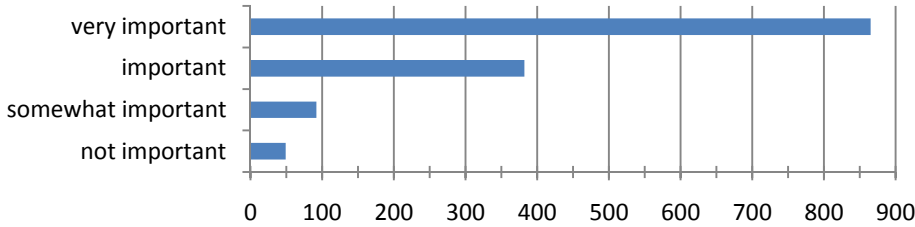
Quality as you see it in this parish	poor	fair	good	excellent	don't know	does not exist	Response Count
	55	139	422	519	293	3	1431
	3.8%	9.7%	29.5%	36.3%	20.5%	0.2%	



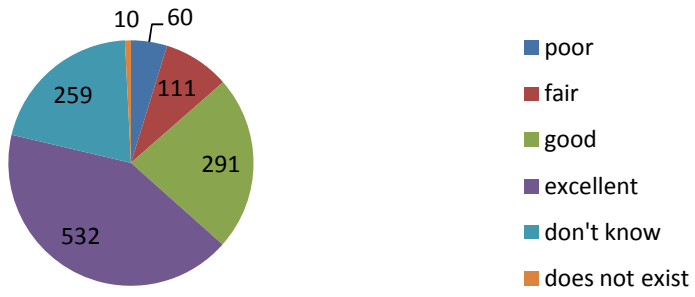
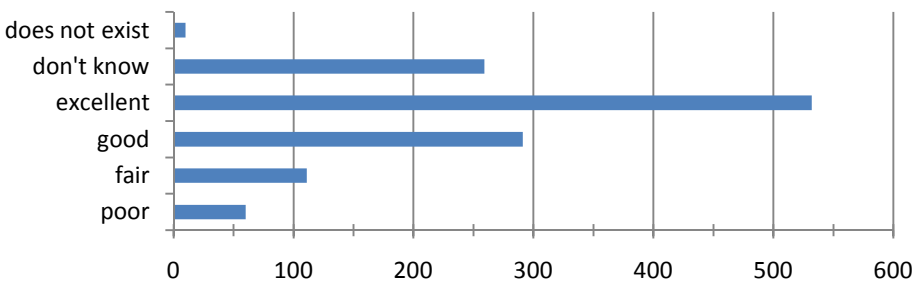
St. Gregory the Great Parish Survey Results

33. There is an active parish Youth Ministry program for teens.

Importance to you	not important	somewhat important	important	very important	Response Count
	49	92	382	865	1388
	3.5%	6.6%	27.5%	62.3%	



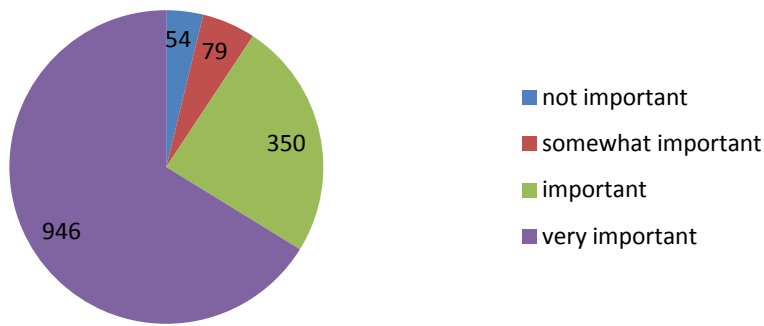
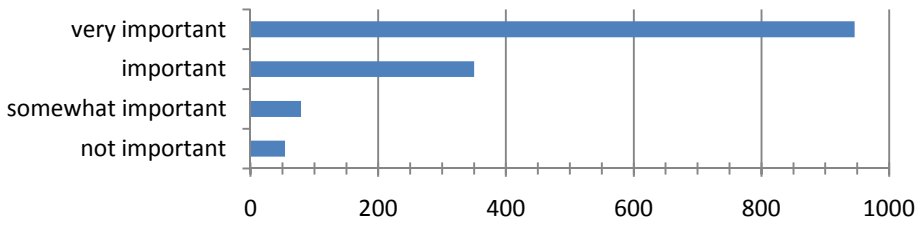
Quality as you see it in this parish	poor	fair	good	excellent	don't know	does not exist	Response Count
	60	111	291	532	259	10	1263
	4.8%	8.8%	23.0%	42.1%	20.5%	0.8%	



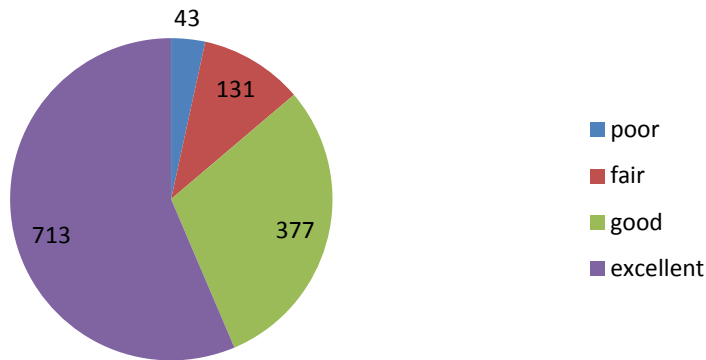
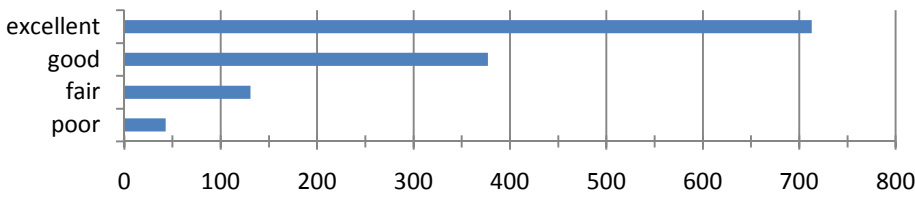
St. Gregory the Great Parish Survey Results

34. Our Church is recognized as a welcoming and effective faith community serving the Bluffton area.

Importance to you	not important	somewhat important	important	very important	Response Count
	54	79	350	946	1429
	3.8%	5.5%	24.5%	66.2%	



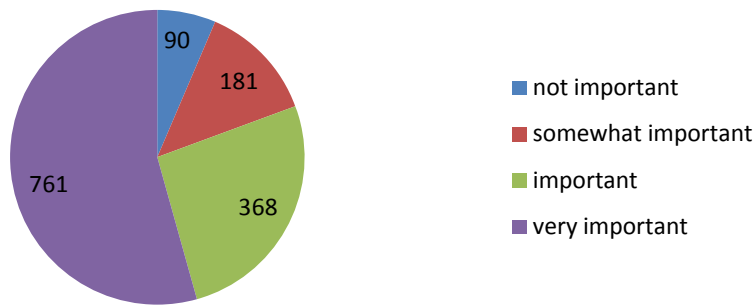
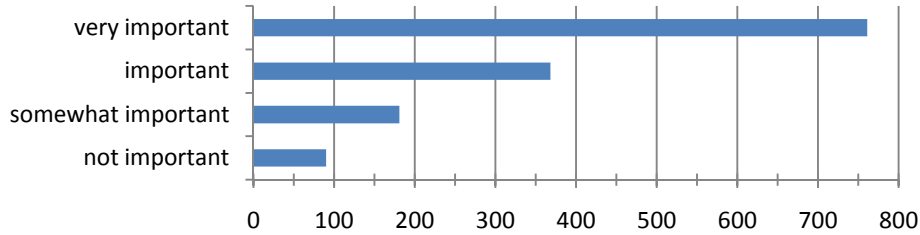
Quality as you see it in this parish	poor	fair	good	excellent	Response Count
	43	131	377	713	1264
	3.4%	10.4%	29.8%	56.4%	



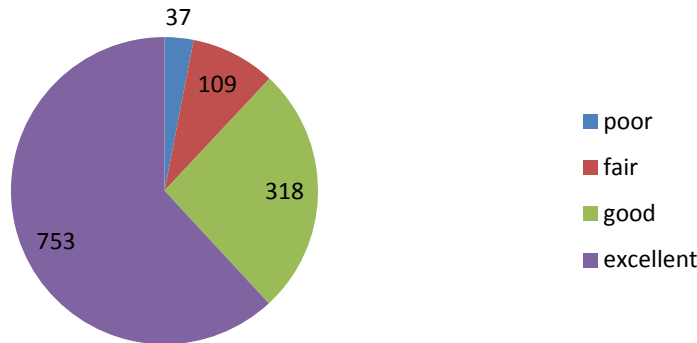
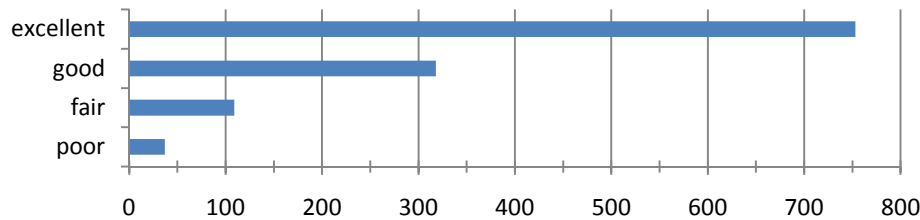
St. Gregory the Great Parish Survey Results

35. Our parish has a program to welcome the Hispanic.

Importance to you	not important	somewhat important	important	very important	Response Count
	90 6.4%	181 12.9%	368 26.3%	761 54.4%	1400



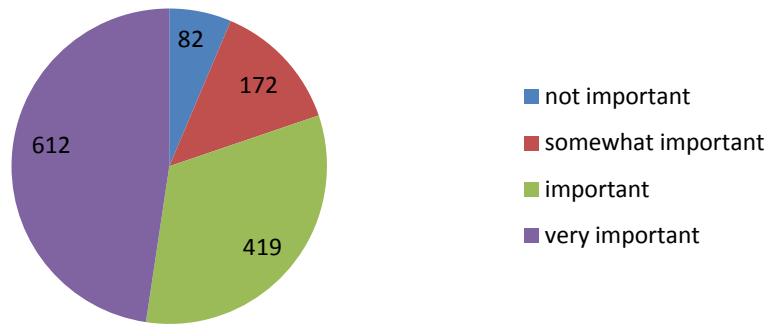
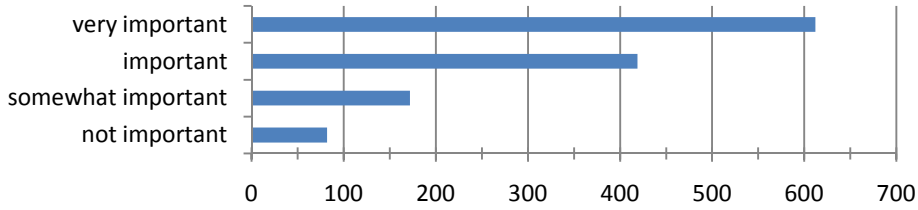
Quality as you see it in this parish	poor	fair	good	excellent	Response Count
	37 3.0%	109 9.0%	318 26.1%	753 61.9%	1217



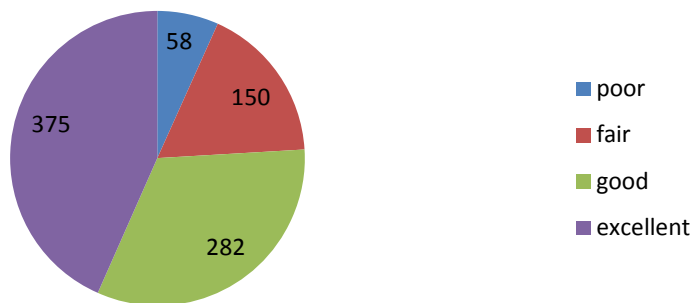
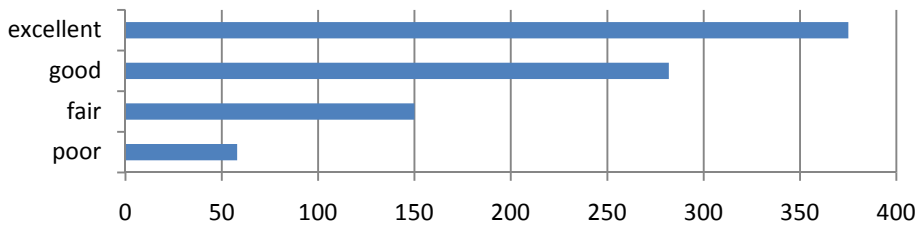
St. Gregory the Great Parish Survey Results

36. Our parish has a program to evangelize the African American population.

Importance to you	not important	somewhat important	important	very important	Response Count
	82	172	419	612	1285
	6.4%	13.4%	32.6%	47.6%	



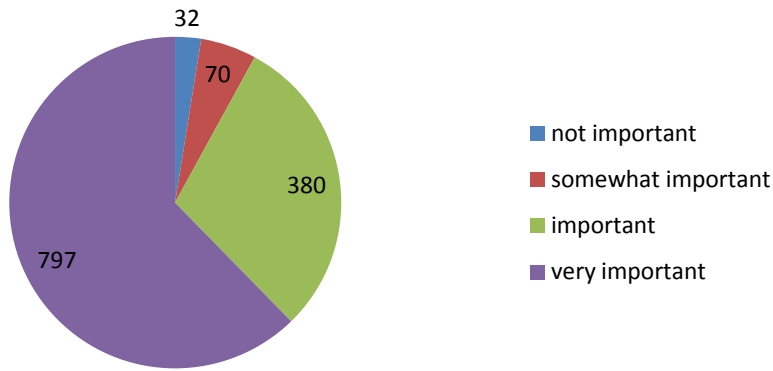
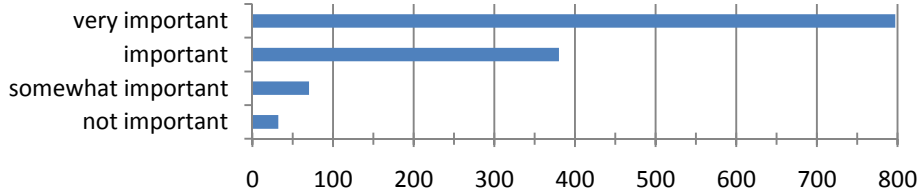
Quality as you see it in this parish	poor	fair	good	excellent	Response Count
	58	150	282	375	865
	6.7%	17.3%	32.6%	43.4%	



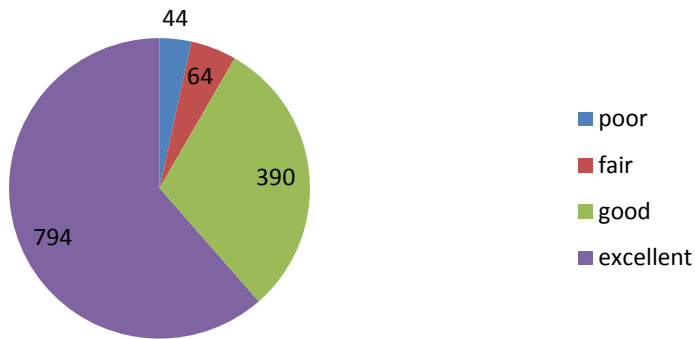
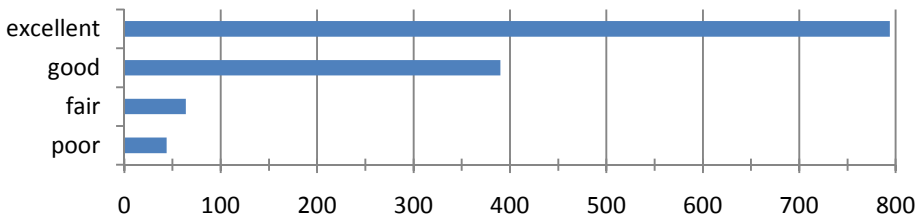
St. Gregory the Great Parish Survey Results

37. Our Parish Bulletin provides adequate information about our faith and parish activities.

Importance to you	not important	somewhat important	important	very important	Response Count
	32	70	380	797	1279
	2.5%	5.5%	29.7%	62.3%	



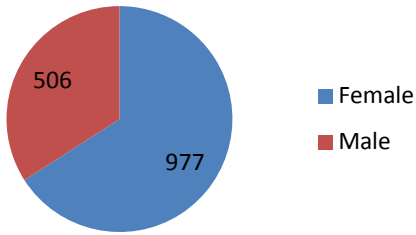
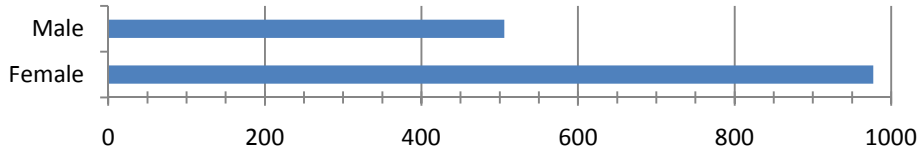
Quality as you see it in this parish	poor	fair	good	excellent	Response Count
	44	64	390	794	1292
	3.4%	5.0%	30.2%	61.5%	



St. Gregory the Great Parish Survey Results

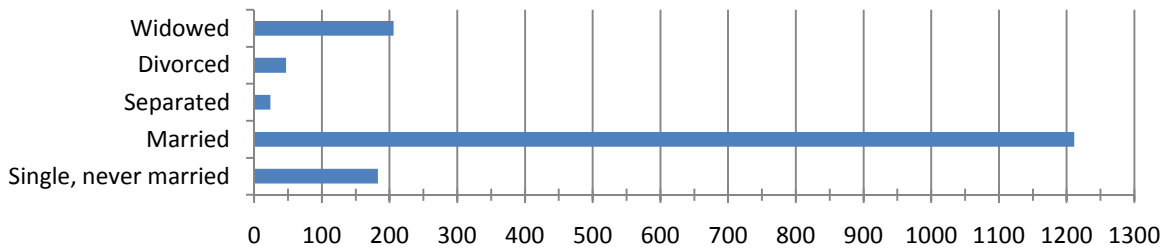
38. Gender

Female	Male	Response Count
977	506	1483
65.9%	34.1%	



39. Marital Status

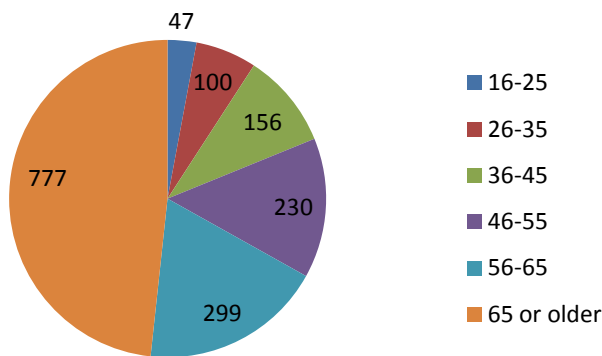
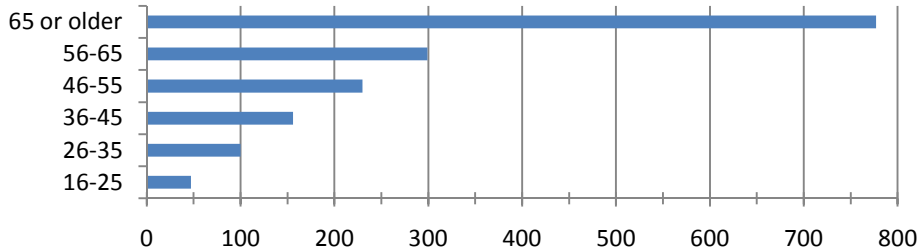
Single, never married	Married	Separated	Divorced	Widowed	Response Count
183	1211	24	47	206	1671
11.0%	72.5%	1.4%	2.8%	12.3%	



St. Gregory the Great Parish Survey Results

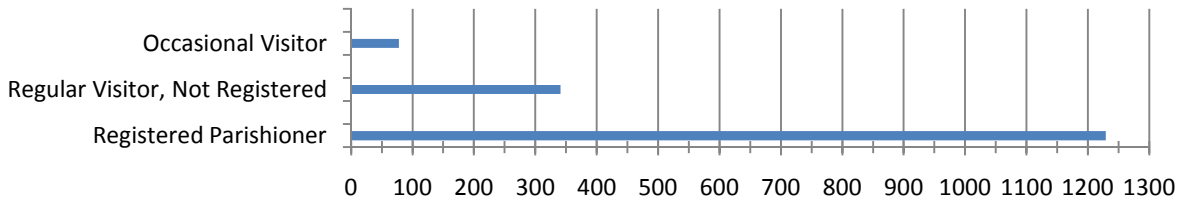
40. Age category

16-25	26-35	36-45	46-55	56-65	65 or older	Response Count
47	100	156	230	299	777	1609
2.9%	6.2%	9.7%	14.3%	18.6%	48.3%	



41. Your status at this parish:

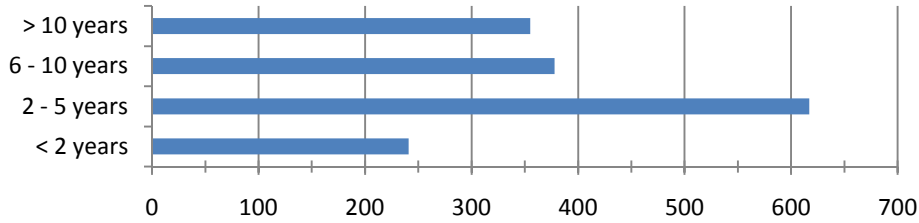
Registered Parishioner	Regular Visitor, Not Registered	Occasional Visitor	Response Count
1229	341	78	1648
74.6%	20.7%	4.7%	



St. Gregory the Great Parish Survey Results

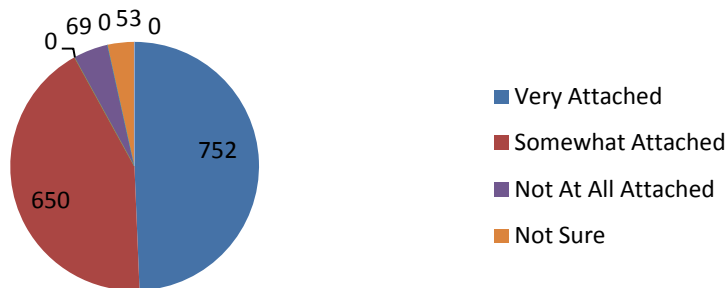
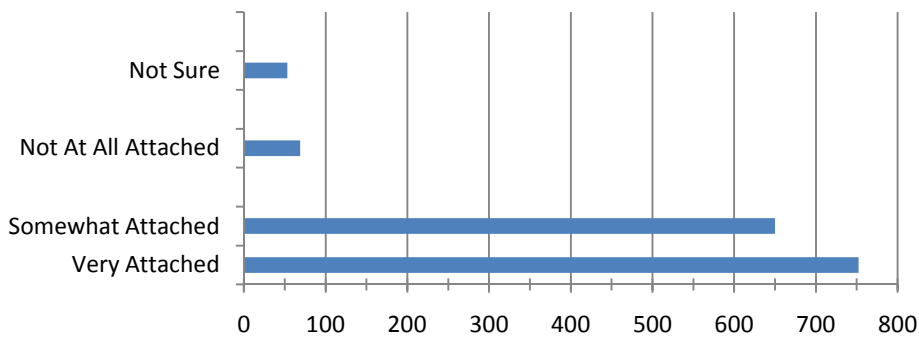
42. How long have you been at this parish?

< 2 years	2 - 5 years	6 - 10 years	> 10 years	Response Count
241	617	378	355	1591
15.1%	38.8%	23.8%	22.3%	



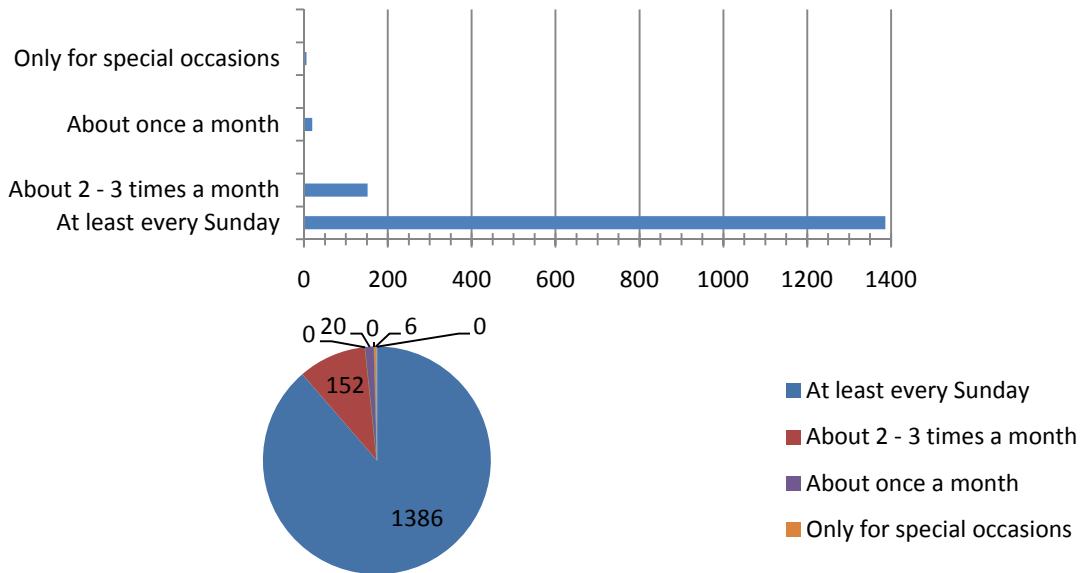
43. How attached do you feel to your parish?

Very Attached	Somewhat Attached	Not At All Attached	Not Sure	Response Count
752	650	69	53	1524
49.3%	42.7%	4.5%	3.5%	



St. Gregory the Great Parish Survey Results

44. How often do you usually attend Mass?				
At least every Sunday	About 2 - 3 times a month	About once a month	Only for special occasions	Response Count
1386	152	20	6	1564
88.6%	9.7%	1.3%	0.4%	



45. How active are you in the parish?				
Very Highly Active	Highly Active	Somewhat Active	Not Active Outside Attending Mass	Response Count
238	247	527	639	1651
14.4%	15.0%	31.9%	38.7%	

